

# PRECISION SAWING TOOLS

STATUS: 12.10.2025




# Contents (1/2)

<b>Bimetal Band Saw Blades</b>		<b>4–58</b>	
MARATHON® M42	4	SKALAR® M42	32
SELEKTA® GS M42	9	SKALAR® PREMIUM M42	35
PROFLEX® M42	12	SKALAR® X3000®	38
MARATHON® X3000®	17	PROFLEX® SW M42	41
SELEKTA® GS X3000®	20	SELEKTA® GS PREMIUM M42	45
PROFLEX® PREMIUM M42	23	PRIMAR® M42	49
MARATHON® SW M42	26	GENERO®	55
PROFLEX® PREMIUM SW M42	29		

<b>Carbide Band Saw Blades</b>		<b>59–131</b>	
FUTURA®	59	ECODUR®	97
FUTURA® PREMIUM	63	TCTYRE®	101
FUTURA® VA	67	TCT®	104
FUTURA® PREMIUM VA	70	DUROSET® PREMIUM	107
FUTURA® 718	73	TAURUS®	110
DUROSET®	77	TAURUS® PREMIUM	113
DUROSET® NE	80	FUTURA® NE RS	116
FUTURA® SN	83	FUTURA® PREMIUM SN	119
PROFIDUR®	86	MARADUR®	122
ARION® FG	89	FUTURA® VA	126
FUTURA® NE	93	FUTURA® PREMIUM VA	129

# Contents (2/2)

 <b>Coated Band Saw Blades</b>		<b>132–171</b>	
CUBOGRIT® S	132	DIAGRIT® S VA	155
CUBOGRIT® U	136	DIAGRIT® U VA	158
DIAGRIT® K	140	TCGRIT® K	161
DIAGRIT® S	144	TCGRIT® U	164
DIAGRIT® U	148	CUBOGRIT® K	167
DIAGRIT® K VA	152		

# MARATHON® M42

The All-Rounder for Small and Large Cross Sections



Product level 2

Hook tooth

Solid materials

Band width 13 x 0.65 - 80 x 1.6mm

Band width 1/2 x 0.025 - 3-1/8 x 0.063 Inch

## Product Information

### MARATHON® M42 – The All-Rounder for Small and Large Cross Sections

The MARATHON® M42 is the epitome of the economical band saw blade and stands for a broad application spectrum with consistently high quality.

The bimetal band saw blade for service-oriented customers is optimized for more complex performance and support requirements in the sawing process, such as those required for industrial applications.

The high quality features of MARATHON® M42 are now even more flexible in applications thanks to the expansion of the product line and are thus available for small cross-sections up to large solid materials.

The superfinishing of the band saw blade and the sharp cutting edges increase the blade-life and improve the quality of the cut. The fine band surface protects the machine's guides and increases fatigue strength.

### Application Range

#### Application

- Industrial applications

- Medium-sized to large work pieces
- All metals up to 1000 N/mm<sup>2</sup> tensile strength
- Solid material
- Single, layer and bundle cutting
- Mixed operation

#### Advantages

- Long blade-life and high productivity due to excellent product characteristics
- Less frequent blade changes due to broad application spectrum
- Low noise levels due to highly smooth and quiet running
- Lower material allowances required due to straight cuts
- Reduced post-processing due to finer cutting surface
- Significant costs per cut savings

#### Features

- M42 cutting edge
- Rake angle: positive (hooktooth)
- Constant or variable tooth pitch with standard setting

- High precision in straightness and planeness of the strip

## Technical Data (1/2)

Dimensions		Tooth pitch in tpi					
Width x thickness		variable					
mm	Inch	5 - 8	4 - 6	3 - 4	2 - 3	1.4 - 2	1 - 1.4
13 x 0.65	1/2 x 0.025						
13 x 0.90	1/2 x 0.035						
20 x 0.90	3/4 x 0.035						
20 x 1.10	3/4 x 0.042						
27 x 0.90	1-1/16 x 0.035	K	K	K	K		
34 x 1.10	1-3/8 x 0.042	K	K	K	K	K	
41 x 1.10	1-5/8 x 0.042		K	K	K	K	
41 x 1.30	1-5/8 x 0.050	K	K	K	K	K	
54 x 1.30	2-1/8 x 0.050		K	K	K	K	
54 x 1.60	2-1/8 x 0.063		K	K	K	K	K
67 x 1.60	2-5/8 x 0.063		K	K	K	K	K
80 x 1.60	3-1/8 x 0.063			K	K	K	K
<b>Contact length</b>	<b>[mm]</b>	30-60	50-100	80-160	150-300	250-550	500-1000
	<b>[Inch]</b>	1.2-2.4	2-3.9	3.1-6.3	5.9-11.8	9.8-21.6	19.7-39.4

K = Hook tooth

## Technical Data (2/2)

Dimensions		Tooth pitch in tpi				
Width x thickness		variable	constant			
mm	Inch	0.75 - 1.25	6	4	3	1.25
13 x 0.65	1/2 x 0.025		K	K		
13 x 0.90	1/2 x 0.035		K	K	K	
20 x 0.90	3/4 x 0.035		K	K	K	
20 x 1.10	3/4 x 0.042				K	
27 x 0.90	1-1/16 x 0.035				K	
34 x 1.10	1-3/8 x 0.042					K
41 x 1.10	1-5/8 x 0.042					
41 x 1.30	1-5/8 x 0.050					
54 x 1.30	2-1/8 x 0.050					
54 x 1.60	2-1/8 x 0.063					
67 x 1.60	2-5/8 x 0.063	K				
80 x 1.60	3-1/8 x 0.063	K				
<b>Contact length</b>	<b>[mm]</b>	700-1400	50-80	80-120	120-200	300-800
	<b>[Inch]</b>	27.6-55.1	2-3.1	3.1-4.7	4.7-7.9	11.8-31.5

K = Hook tooth

## Materials Overview




- Case-hardening steels, spring steels and ball-bearing steels
- Rust-proof and acid-resistant steels (ferretic)
- Nitrided steel, high-speed steel and tool steel
- Construction, deep-drawn and machining steels
- Carbon steels, and quenched and tempered steels
- Cast iron
- Aluminium / aluminium alloys
- Non-ferrous metals



# SELEKTA<sup>®</sup> GS M42

High performance with Superfinishing



Product level 3

Hook tooth

Solid materials

Band width 27 x 0.9 - 80 x 1.6mm

Band width 1-1/16 x 0.035 - 3-1/8 x 0.063 Inch

## Product Information



### SELEKTA<sup>®</sup> GS M42 – High performance with Superfinishing

#### Applications

- Metals up to 1000 N/mm<sup>2</sup> tensile strength
- High cutting rate with small and large solid material

#### Advantages

- Low finishing due to perfect surface quality
- Low material allowance by exact gating
- Short cutting time by high performance

#### Features

- Patented performance and surface teeth
- M42 cutting edge with extra positive rake angle

## Technical Data

Dimensions		Tooth pitch in tpi				
Width x thickness						
mm	Inch	4 - 6	3 - 4	2 - 3	1.4 - 2	1 - 1.4
27 x 0.90	1-1/16 x 0.035	K	K	K		
34 x 1.10	1-3/8 x 0.042	K	K	K		
41 x 0.90	1-5/8 x 0.035			K		
41 x 1.30	1-5/8 x 0.050	K	K	K	K	
54 x 1.30	2-1/8 x 0.050		K	K	K	
54 x 1.60	2-1/8 x 0.063		K	K	K	
67 x 1.60	2-5/8 x 0.063				K	K
80 x 1.60	3-1/8 x 0.063				K	K
<b>Contact length</b>	<b>[mm]</b>	50-100	80-170	150-300	250-550	500-1000
	<b>[Inch]</b>	2-3.9	3.1-6.7	5.9-11.8	9.8-21.6	19.7-39.4

K = Hook tooth

## Materials Overview



- Case-hardening steels, spring steels and ball-bearing steels
- Rust-proof and acid-resistant steels (ferretic)
- Nitrided steel, high-speed steel and tool steel
- Construction, deep-drawn and machining steels
- Carbon steels, and quenched and tempered steels
- Cast iron
- Aluminium / Si-alloys
- Non-ferrous metals

# PROFLEX<sup>®</sup> M42

The perfect band saw blade for profiles



Product level 2

Profile tooth

Profiles

Band width 13 x 0.65 - 67 x 1.6mm

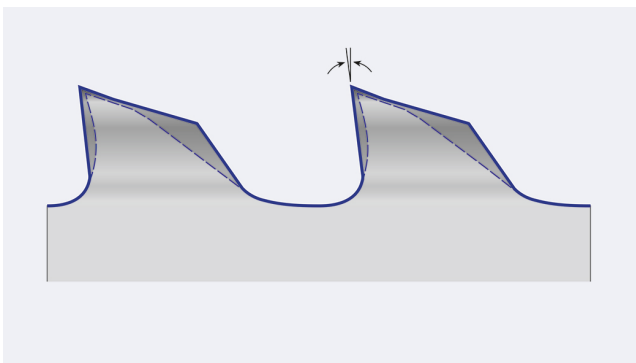
Band width 1/2 x 0.025 - 2-5/8 x 0.063 Inch

## Product Information



### PROFLEX<sup>®</sup> M42 – The perfect band saw blade for profiles

With the PROFLEX<sup>®</sup> M42 bimetal band saw blade, WIKUS continues to sharpen its profile in the cutting of girders and profiles. PROFLEX<sup>®</sup> M42 is given extremely sturdy properties by both the special profile tooth and the extended connection between the cutting material and the carrier band.




The special profile tooth features a positive cutting angle and reinforced tooth back edge. This reduces susceptibility to tooth breakage and vibration when sawing profiles.

#### Insensitive to mechanical stress

The high load capacity of the PROFLEX<sup>®</sup> M42 band saw blade results from the very stable tooth geome-

try. The innovative new production procedure with superfinishing significantly extends the carrier band's lifetime, thus reducing the risk of bandbreakage. The optimized tooth cutting sharpness as well as a special limitation lead to an increased efficiency.



## Application Range

### Application

- Metal, steel profiles and carriers
- Optimal for cutting with interrupted cutting channel

### Advantages

- Resistant to broken teeth due to extremely stable tooth geometry
- Low finishing due to low-burr cutting edges
- Less susceptible to vibration due to the special teeth form
- Less broken bands due to new production procedure
- Low noise emission due to variable tooth pitch and positive rake angle

### Features

- Profile tooth with extremely stable tooth geometry
- Variable tooth pitch
- Special limitation
- M42 tooth edge with positive rake angle

## Technical Data (1/2)

Dimensions		Tooth pitch in tpi					
Width x thickness							
mm	Inch	14 - 18	12 - 16	10 - 14	8 - 11	7 - 9	5 - 7
13 x 0.65	1/2 x 0.025	P		P	P	P	
13 x 0.90	1/2 x 0.035			P	P	P	
20 x 0.90	3/4 x 0.035		P	P	P	P	P
27 x 0.90	1-1/16 x 0.035		P	P	P	P	P
34 x 1.10	1-3/8 x 0.042				P	P	P
41 x 1.30	1-5/8 x 0.050				P	P	P
54 x 1.30	2-1/8 x 0.050					P	
54 x 1.60	2-1/8 x 0.063						
67 x 1.60	2-5/8 x 0.063						
<b>Contact length</b>	<b>[mm]</b>	< 5	< 10	< 15	15-30	20-50	40-70
	<b>[Inch]</b>	< 0.2	< 0.4	< 0.6	0.6-1.2	0.8-2	1.6-2.8

P = Profile tooth

## Technical Data (2/2)

Dimensions		Tooth pitch in tpi		
Width x thickness				
mm	Inch	4 - 6	3 - 4	2 - 3
13 x 0.65	1/2 x 0.025			
13 x 0.90	1/2 x 0.035			
20 x 0.90	3/4 x 0.035	P		
27 x 0.90	1-1/16 x 0.035	P	P	
34 x 1.10	1-3/8 x 0.042	P	P	P
41 x 1.30	1-5/8 x 0.050	P	P	P
54 x 1.30	2-1/8 x 0.050	P	P	P
54 x 1.60	2-1/8 x 0.063	P	P	P
67 x 1.60	2-5/8 x 0.063		P	P
<b>Contact length</b>	<b>[mm]</b>	50-90	80-160	150-310
	<b>[Inch]</b>	2-3.5	3.1-6.3	5.9-12.2

P = Profile tooth

## Materials Overview




- Case-hardening steels, spring steels and ball-bearing steels
- Rust-proof and acid-resistant steels (ferretic)
- Nitrided steel, high-speed steel and tool steel
- Construction, deep-drawn and machining steels
- Carbon steels, and quenched and tempered steels
- Cast iron
- Aluminium / aluminium alloys
- Non-ferrous metals



# MARATHON® X3000®

— The special band saw blade for high-strength and difficult-to-cut materials



Product level 2

Hook tooth

Profiles + Solid materials

Band width 27 x 0.9 - 67 x 1.6mm

Band width 1-1/16 x 0.035 - 2-5/8 x 0.063 Inch

## Product Information

### MARATHON® X3000® — The special band saw blade for high-strength and difficult-to-cut materials

For the sawing of high-alloyed, difficult-to-machine materials as well as tempered steels (over 1000 N/mm<sup>2</sup> tensile strength), WIKUS has developed the cutting material X3000®.

X3000® is characterized by its high hardness and excellent toughness. This combination of material properties results in a particularly good cutting edge stability with MARATHON® X3000®.

In combination with the carrier band made of alloyed tempering steel, the MARATHON® X3000® bimetal band saw blade achieves outstanding continuous operation properties.

### Application Range

#### Application

- High-alloy austenitic materials
- Steels from 1000 N/mm<sup>2</sup> tensile strength
- Scaled forging ingots

### Advantages

- Good blade-life despite difficult-to-machine materials
- Low material loss due to good cutting section flatness
- High wear resistance with hard materials
- Cost savings due to less frequent blade changes
- Excellent continuous operation properties
- Excellent cutting quality due to highly smooth and quiet running

### Features

- Tooth edge made of the cutting material X3000® with positive rake angle
- High cutting edge stability and high wear resistance
- Variable tooth pitch and standard set

## Technical Data

Dimensions		Tooth pitch in tpi				
Width x thickness						
mm	Inch	5 - 8	4 - 6	3 - 4	2 - 3	1.4 - 2
27 x 0.90	1-1/16 x 0.035	K	K	K	K	
34 x 1.10	1-3/8 x 0.042		K	K	K	
41 x 1.30	1-5/8 x 0.050		K	K	K	
54 x 1.60	2-1/8 x 0.063		K	K	K	K
67 x 1.60	2-5/8 x 0.063			K	K	K
<b>Contact length</b>	<b>[mm]</b>	30-60	50-100	80-170	150-300	250-550
	<b>[Inch]</b>	1.2-2.4	2-3.9	3.1-6.7	5.9-11.8	9.8-21.6

K = Hook tooth


## Materials Overview



- Rust-proof and acid-resistant steels (ferretic)
- Nickel-based alloys
- Titanium / titanium alloys
- Tempered steels (over 1000 N/mm<sup>2</sup> / 32 HRC)
- Duplex and heat-resistant steels
- Aluminium bronzes

# SELEKTA<sup>®</sup> GS X3000<sup>®</sup>

High performance with Superfinishing for materials difficult to cut



Product level 3

Hook tooth

Solid materials

Band width 27 x 0.9 - 80 x 1.6mm

Band width 1-1/16 x 0.035 - 3-1/8 x 0.063 Inch

## Product Information

### SELEKTA<sup>®</sup> GS X3000<sup>®</sup> – High performance with Superfinishing for materials difficult to cut

High- and ultra-high-alloy materials are a particular challenge for sawing tools. Our response: the SELEKTA<sup>®</sup> GS X3000<sup>®</sup>. The bimetal band saw blade with a special tooth sequence and ground guide teeth enables maximum surface quality and straightness in high-performance applications with hard-to-cut materials.

#### Applications

- Rust- and acid-resistant steels and alloys (austenitic)
- Duplex and heat-resistant steels
- For outstanding demands in surface quality and gating

#### Advantages

- Excellent productivity by short cutting times
- Fewer blade changes due to increased blade-life
- Perfect surfaces for low finishing

#### Features

- Tooth edge made of the cutting material X3000<sup>®</sup> with positive rake angle
- High cutting edge stability and high wear resistance
- Patented performance and surface teeth

## Technical Data

Dimensions		Tooth pitch in tpi					
Width x thickness							
mm	Inch	4 - 6	3 - 4	2 - 3	1.4 - 2	1 - 1.4	0.7 - 1
27 x 0.90	1-1/16 x 0.035	K	K	K			
34 x 1.10	1-3/8 x 0.042	K	K	K			
41 x 1.30	1-5/8 x 0.050	K	K	K	K		
54 x 1.30	2-1/8 x 0.050			K	K		
54 x 1.60	2-1/8 x 0.063		K	K	K		
67 x 1.60	2-5/8 x 0.063			K	K	K	
80 x 1.60	3-1/8 x 0.063					K	K
<b>Contact length</b>	<b>[mm]</b>	50-100	80-170	150-300	250-550	500-1000	900-2000
	<b>[Inch]</b>	2-3.9	3.1-6.7	5.9-11.8	9.8-21.6	19.7-39.4	35.4-78.7

K = Hook tooth


## Materials Overview



- Nickel-based alloys
- Titanium / titanium alloys
- Tempered steels (over 1000 N/mm<sup>2</sup> / 32 HRC)
- Rust-proof and acid-resistant steels (austenitic)
- Duplex and heat-resistant steels
- Aluminium bronzes

# PROFLEX® PREMIUM M42

The hard material coated band saw blade for profiles



Product level 2

Profile tooth

Profiles

Band width 34 x 1.1 - 67 x 1.6mm

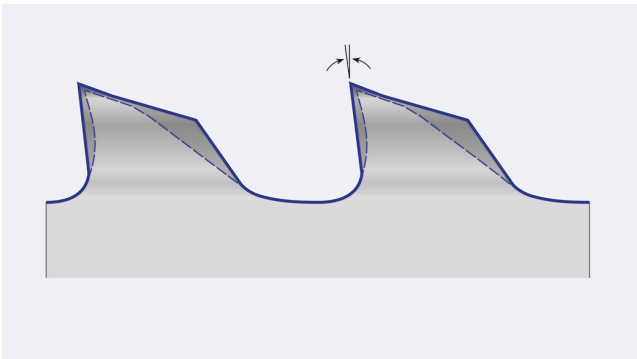
Band width 1-3/8 x 0.042 - 2-5/8 x 0.063 Inch

## Product Information

### PROFLEX® PREMIUM M42 – The hard material-coated band saw blade for profiles

The PROFLEX® PREMIUM M42 is equipped with a special profile tooth form, which have a positive rake angle and a reinforced tooth back. The susceptibility to broken teeth and the occurrence of vibrations are thus significantly reduced.

This special design results in particularly high tooth stability in continuous use.



The PROFLEX® PREMIUM M42 is equipped with a special profile tooth form, which have a positive rake angle and a reinforced tooth back. The susceptibility

to broken teeth and the occurrence of vibrations are thus significantly reduced.

This special design results in particularly high tooth stability in continuous use.

### Application Range

#### Application

- Profiles and girders in the steel construction sector and for industrial profile cuts
- Optimal for cutting with interrupted cutting channel

#### Advantages

- Productivity increase due to highest cutting rates
- Less frequent blade changes due to increased blade-life
- Less re-working due to low-burr cutting edges

#### Features

- Tooth edge and back edge with wear protection layer
- Variable tooth pitch with specific special limitation
- Extremely stable tooth geometry
- Coated M42 tooth edge with positive rake angle

## Technical Data

Dimensions		Tooth pitch in tpi				
Width x thickness						
mm	Inch	12 - 16	5 - 7	4 - 6	3 - 4	2 - 3
27 x 0.90	1-1/16 x 0.035	P				
20 x 0.90	3/4 x 0.035	P				
34 x 1.10	1-3/8 x 0.042		P	P	P	
41 x 1.30	1-5/8 x 0.050				P	
54 x 1.60	2-1/8 x 0.063				P	P
67 x 1.60	2-5/8 x 0.063				P	P
<b>Contact length</b>	<b>[mm]</b>	80-160	40-70	50-100	80-160	150-300
	<b>[Inch]</b>	3.1-6.3	1.6-2.8	2-3.9	3.1-6.3	5.9-11.8

P = Profile tooth



## Materials Overview



- Case-hardening steels, spring steels and ball-bearing steels
- Rust-proof and acid-resistant steels (ferretic)
- Nitrided steel, high-speed steel and tool steel
- Construction, deep-drawn and machining steels
- Carbon steels, and quenched and tempered steels
- Cast iron
- Aluminium / aluminium alloys
- Non-ferrous metals

# MARATHON® SW M42

Special design for cutting applications with residual stress materials



Product level 2

Hook tooth

Solid materials and profiles

Band width 34 x 1.1 - 67 x 1.6mm

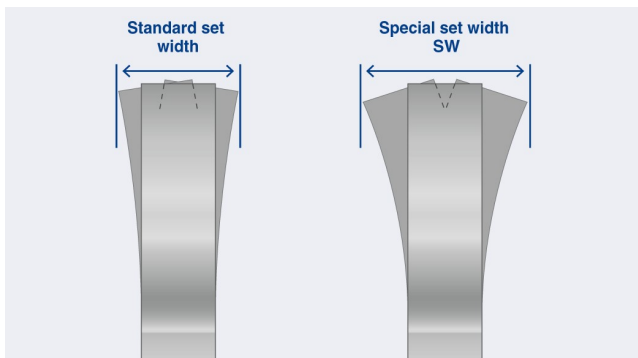
Band width 1-5/8 x 0.050 - 2-5/8 x 0.063 Inch

## Product Information

### MARATHON® SW M42 – Special designs for cutting applications with residual stress material

MARATHON® SW M42 has an extra wide set that prevents jamming of the band saw blade when cutting materials with residual stress.

The bimetal band saw blade is particularly impressive for its high performance when sawing solid materials and profiles with residual stresses. The all-rounder for a wide range of applications makes sawing particularly economical.



Special set width SW: The extra wide set achieves the free cut of the band saw blade so that there is more clearance to prevent jamming due to decreasing material residual stress.

### Application Range

#### Application

- Work pieces with residual stress
- Metals up to 1000 N/mm<sup>2</sup> tensile strength

#### Advantages

- No jamming in the cutting channel with material residual stresses
- Cost savings due to less frequent blade changes and straight cuts
- Excellent cutting quality due to highly smooth and quiet running
- High performance
- Less post-processing due to low burr formation

#### Features

- Extra wide set and variable tooth pitch
- M42 tooth edge with positive rake angle
- Insensitive to jamming in the event of residual stresses in the material

## Technical Data

Dimensions		Tooth pitch in tpi			
Width x thickness		variable			constant
mm	Inch	4 - 6	3 - 4	2 - 3	1.25
34 x 1.10	1-3/8 x 0.042	K			K
41 x 1.30	1-5/8 x 0.050	K	K	K	
54 x 1.60	2-1/8 x 0.063		K	K	
67 x 1.60	2-5/8 x 0.063		K	K	
<b>Contact length</b>	<b>[mm]</b>	50-100	80-170	150-300	300-800
	<b>[Inch]</b>	2-3.9	3.1-6.7	5.9-11.8	11.8-31.5

K = Hook tooth


## Materials Overview



- Case-hardening steels, spring steels and ball-bearing steels
- Rust-proof and acid-resistant steels (ferretic)
- Nitrided steel, high-speed steel and tool steel
- Construction, deep-drawn and machining steels
- Carbon steels, and quenched and tempered steels
- Cast iron
- Aluminium / aluminium alloys
- Non-ferrous metals

# PROFLEX<sup>®</sup> PREMIUM SW M42

The coated special design for residual stress materials



Product level 2

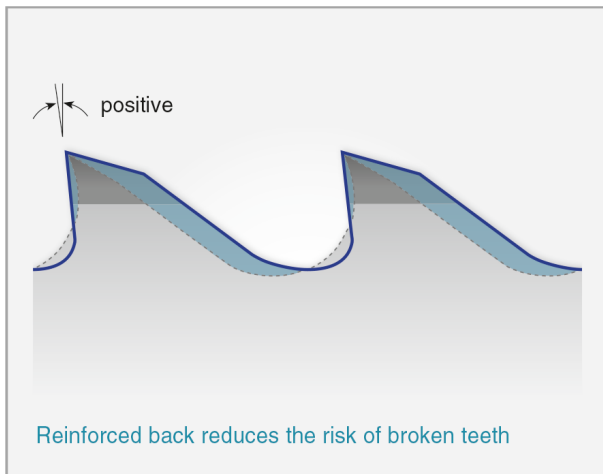
Profile tooth

Profiles

Band width 41 x 1,3 - 67 x 1,6mm

Band width 1-5/8 x 0.050 - 2-5/8 x 0.063 Inch

## Product Information



- Fewer blade changes due to increased blade-life

### Features

- Tooth edge and back edge coated with wear protection
- Extra wide step set and variable tooth pitch

## The coated special design for residual stress materials

### Applications

- Profiles and structurals with residual stress
- For steel construction and industrial profile cuts

### Advantages

- Productivity increase by high cutting rate
- No jamming in the cutting channel

## Technical Data

Dimensions		Tooth pitch in tpi	
Width x thickness			
mm	Inch	3 - 4	2 - 3
41 x 1.30	1-5/8 x 0.050	P	P
54 x 1.60	2-1/8 x 0.063	P	P
67 x 1.60	2-5/8 x 0.063	P	P
<b>Contact length</b>	<b>[mm]</b>	80-160	150-300
	<b>[Inch]</b>	3.1-6.3	5.9-11.8

P = Profile tooth


## Materials Overview



- Case-hardening steels, spring steels and ball-bearing steels
- Rust-proof and acid-resistant steels (ferretic)
- Nitrided steel, high-speed steel and tool steel
- Construction, deep-drawn and machining steels
- Carbon steels, and quenched and tempered steels
- Cast iron
- Aluminium / aluminium alloys
- Non-ferrous metals

# SKALAR<sup>®</sup> M42

The high-performer for large cross-sections



Product level 3

Hook tooth

Solid materials

Band width 27 x 0.9 - 80 x 1.6mm

Band width 1-1/16 x 0.035 - 3-1/8 x 0.063 Inch

## Product Information

### SKALAR<sup>®</sup> M42 – The high-performer for large cross-sections

Sawing tools often reach their limits, especially when cutting large cross-sections. This results in very long cutting times, early deflection and an early end of blade-life. Frequent blade changes result in high tool costs and production delays.

The SKALAR<sup>®</sup> M42 bimetal band saw blade cuts with considerably reduced cutting forces due to its intelligent cutting division, thus enabling a significant increase in productivity.

#### Application

- Large blocks in industrial production
- Especially for mixing programs with a large material mix
- Also for difficult-to-machine non-ferrous special alloys
- All metals up to a tensile strength of 1000 N/mm<sup>2</sup> can be used

#### Advantages

- Extremely high cutting rates even with large cross-sections and in continuous operation
- Short cutting time and lower cutting forces
- Smooth running and straight cutting surfaces
- Wide variety of materials to be machined
- Less frequent blade changes, higher machine availability and output

#### Features

- High productivity and efficiency due to specially designed cutting geometry
- Ground contour with specially matched tooth pitch
- M42 cutting edge with extra positive rake angle
- Special set for optimal chip division
- Stability increase in the backing material
- Excellent chip removal at contact lengths of 2000 mm

Note: This band saw blade is also available as **SKALAR<sup>®</sup> PREMIUM M42** with coating to further increase performance.



## Technical Data

Dimensions		Tooth pitch in tpi					
Width x thickness							
mm	Inch	2.5 - 3.4	1.8 - 2.5	1.4 - 1.8	1.2 - 1.6	1 - 1.4	0.7 - 1
27 x 0.90	1-1/16 x 0.035	K					
34 x 1.10	1-3/8 x 0.042	K	K				
41 x 1.30	1-5/8 x 0.050	K	K	K			
54 x 1.30	2-1/8 x 0.050	K	K	K			
54 x 1.60	2-1/8 x 0.063	K	K	K	K	K	
67 x 1.60	2-5/8 x 0.063			K	K	K	K
80 x 1.60	3-1/8 x 0.063				K	K	K
<b>Contact length</b>	<b>[mm]</b>	100-220	180-350	300-600	400-700	500-1000	900-2000
	<b>[Inch]</b>	3.9-8.7	7.1-13.8	11.8-23.6	15.7-27.6	19.7-39.4	35.4-78.7

K = Hook tooth

## Materials Overview



- Case-hardening steels, spring steels and ball-bearing steels
- Rust-proof and acid-resistant steels (ferretic)
- Nitrided steel, high-speed steel and tool steel
- Construction, deep-drawn and machining steels
- Carbon steels, and quenched and tempered steels
- Cast iron
- Aluminium / aluminium alloys
- Non-ferrous metals

# SKALAR® PREMIUM M42

The high-performer with extra blade-life



Product level 3

Hook tooth

Solid materials

Band width 27 x 0.9 - 80 x 1.6mm

Band width 1-1/16 x 0.035 - 3-1/8 x 0.063 Inch

## Product Information

### The high-performer with extra blade-life

The coated SKALAR® PREMIUM M42 band saw blade was specially developed by WIKUS for workpieces with large cross-sections. Compared to the uncoated band saw blade SKALAR® M42, it achieves even higher cutting rates with a significantly increased lifetime in continuous operation and impresses with its vibration-resistant and smooth running.

The reliable, precise operation of the SKALAR® PREMIUM M42 allows for multi-machine operation in large sawmills. Combined with the less frequent belt changes and the ability to precisely separate different material, this results in impressively high efficiency.

### Application

- High cutting rate, also continuous operation in large steel mills
- All metals up to a tensile strength of 1400 N/mm<sup>2</sup> can be used

### Advantages

- High productivity and output

- Extended lifetime due to additional wear protection coating
- Less frequent blade changes and higher machine availability
- Low vibration and smooth running
- Reliable and efficient multi-machine operation

### Features

- Tooth edge with special coating
- Back edge coating for low friction
- Optimum chip division due to special setting
- Wide variety of materials to be machined

## Technical Data

Dimensions		Tooth pitch in tpi					
Width x thickness							
mm	Inch	2.5 - 3.4	1.8 - 2.5	1.4 - 1.8	1.2 - 1.6	1 - 1.4	0.7 - 1
27 x 0.90	1-1/16 x 0.035	K					
34 x 1.10	1-3/8 x 0.042	K	K				
41 x 1.30	1-5/8 x 0.050	K	K				
54 x 1.30	2-1/8 x 0.050	K					
54 x 1.60	2-1/8 x 0.063	K	K	K	K		
67 x 1.60	2-5/8 x 0.063			K	K	K	
80 x 1.60	3-1/8 x 0.063				K	K	K
<b>Contact length</b>	<b>[mm]</b>	100-220	180-350	300-600	400-700	500-1000	900-2000
	<b>[Inch]</b>	3.9-8.7	7.1-13.8	11.8-23.6	15.7-27.6	19.7-39.4	35.4-78.7

K = Hook tooth


## Materials Overview



- Case-hardening steels, spring steels and ball-bearing steels
- Rust-proof and acid-resistant steels (ferretic)
- Nitrided steel, high-speed steel and tool steel
- Construction, deep-drawn and machining steels
- Carbon steels, and quenched and tempered steels
- Cast iron
- Aluminium / aluminium alloys
- Non-ferrous metals

# SKALAR<sup>®</sup> X3000<sup>®</sup>

The high-performer for high-strength materials



Product level 3

Hook tooth

Solid materials

Band width 27 x 0.9 - 100 x 1.6mm

Band width 1-1/16 x 0.035 - 4 x 0.063 Inch

## Product Information

### SKALAR<sup>®</sup> X3000<sup>®</sup> – The high-performer for high-strength materials

The modified X3000<sup>®</sup> cutting material enables high-strength materials and special alloys to be cut precisely. This cutting material, available exclusively from WIKUS, combines even higher tooth tip hardness and wear resistance with excellent toughness compared to the M42 cutting material.

In combination with the carrier band made of alloyed tempering steel, the SKALAR<sup>®</sup> X3000<sup>®</sup> bimetal band saw blade achieves outstanding continuous operation properties.

#### Application

- High cutting performance with high-alloy austenitic materials
- Continuous operation on large sawmills and on large blocks
- Especially for mixing programs with a large material mix
- Also for difficult-to-machine non-ferrous special alloys

- ESU material, materials above 1000 N/mm<sup>2</sup> tensile strength

#### Advantages

- High productivity due to excellent cutting rates
- Lower cutting forces, smooth running and straight cutting surfaces
- Optimal tip geometry for chip division
- Fewer blade changes due to increased blade-life

#### Features

- Ground contour with specially matched tooth pitch
- Tooth edge made of the cutting material X3000<sup>®</sup> with positive rake angle
- Special set for optimal chip division
- High hardness, wear resistance and toughness due to the cutting material X3000<sup>®</sup>

## Technical Data

Dimensions		Tooth pitch in tpi					
Width x thickness							
mm	Inch	2.5 - 3.4	1.8 - 2.5	1.4 - 1.8	1.2 - 1.6	1 - 1.4	0.7 - 1
27 x 0.90	1-1/16 x 0.035	K					
34 x 1.10	1-3/8 x 0.042	K	K				
41 x 1.30	1-5/8 x 0.050	K	K	K			
54 x 1.30	2-1/8 x 0.050		K				
54 x 1.60	2-1/8 x 0.063	K	K	K	K	K	
67 x 1.60	2-5/8 x 0.063		K	K	K	K	K
80 x 1.60	3-1/8 x 0.063			K	K	K	K
100 x 1.60	4 x 0.063						K
<b>Contact length</b>	<b>[mm]</b>	100-220	180-350	300-600	400-700	500-1000	900-2000
	<b>[Inch]</b>	3.9-8.7	7.1-13.8	11.8-23.6	15.7-27.6	19.7-39.4	35.4-78.7

K = Hook tooth

## Materials Overview



- Nickel-based alloys
- Titanium / titanium alloys
- Tempered steels (over 1000 N/mm<sup>2</sup> / 32 HRC)
- Rust-proof and acid-resistant steels (austenitic)
- Duplex and heat-resistant steels
- Aluminium bronzes



# PROFLEX® SW M42

Special design for profiles made of residual stress material



Product level 2

Profile tooth

Profiles

Band width 34 x 1.1 - 67 x 1.6mm

Band width 1-3/8 x 0.042 - 2-5/8 x 0.063 Inch

## Product Information

### PROFLEX® SW M42 – Special designs for profiles with residual stress material

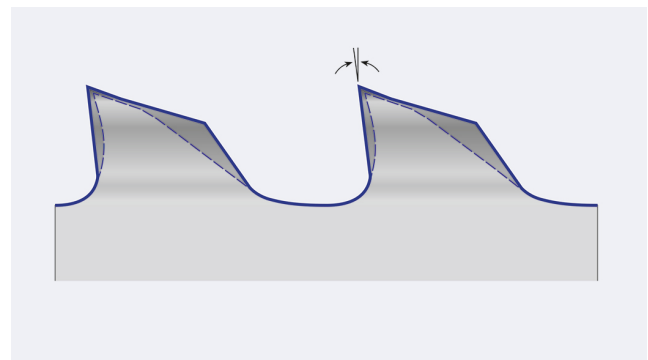
Thermal influences or plastic deformation can cause residual stresses in semi-finished products, especially in profiles. When these tensions are released during the sawing process, jamming of a conventional band saw blade in the cutting channel often occurs.

The PROFLEX® SW M42 is the result of innovative development work by WIKUS. The extra wide special set means that profiles and girders with residual stresses can be separated without any problems. The bimetal band saw blade has impressive performance, especially in steel construction and in cutting industrial profile blanks.

The PROFLEX® SW M42 is equipped with a special profile tooth form in addition to the special SW set width, which is specially adapted to materials with residual stress.



Standard set width compared to special set width SW: The extra wide set increases the free cut of the band saw blade so that there is more clearance to prevent jamming due to released material residual stress.



About the profile tooth form: The tooth features a positive cutting angle and a reinforced tooth back.

These factors reduce susceptibility to tooth breakage and vibration when sawing profiles.

#### **Application**

- Profiles and girders with residual stress
- For steel construction and industrial profile cuts

#### **Advantages**

- No jamming in the cutting channel
- Extra wide special limitation
- Significantly extended lifetime
- Resistant to broken teeth and bandbreakage
- Low finishing due to low-burr cutting edges
- Low noise level
- Low vibration susceptibility

#### **Features**

- Extra wide special set and variable tooth pitch
- Extremely sturdy tooth contour
- M42 tooth edge with positive rake angle

## Technical Data

Dimensions		Tooth pitch in tpi	
Width x thickness			
mm	Inch	3 - 4	2 - 3
34 x 1.10	1-3/8 x 0.042	P	
41 x 1.30	1-5/8 x 0.050	P	P
54 x 1.30	2-1/8 x 0.050	P	
54 x 1.60	2-1/8 x 0.063	P	P
67 x 1.60	2-5/8 x 0.063	P	P
<b>Contact length</b>	<b>[mm]</b>	80-160	150-300
	<b>[Inch]</b>	3.1-6.3	5.9-11.8

P = Profile tooth


## Materials Overview



- Case-hardening steels, spring steels and ball-bearing steels
- Rust-proof and acid-resistant steels (ferretic)
- Nitrided steel, high-speed steel and tool steel
- Construction, deep-drawn and machining steels
- Carbon steels, and quenched and tempered steels
- Cast iron
- Aluminium / aluminium alloys
- Non-ferrous metals

# SELEKTA® GS PREMIUM M42

High performance, Superfinishing and extra blade-life



Product level 3

Hook tooth

Solid materials

Band width 34 x 1.1 - 67 x 1.6mm

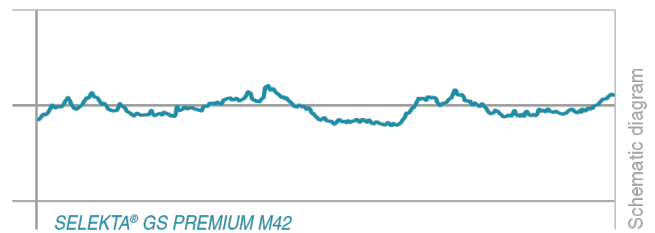
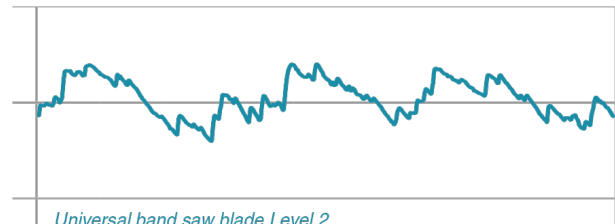
Band width 1-3/8 x 0.042 - 2-5/8 x 0.063 Inch

## Product Information

### High performance, Superfinishing and extra blade-life

With the new development of the hard material-coated version of SELEKTA® GS M42 we meet high requirements on performance and lifetime.

With the special coating in combination with the patented tooth geometry it is possible to achieve a considerable increase of blade-life compared to the uncoated version. The cutting performance is at least the same. Furthermore, the processed material is characterized by a high surface quality.



Roughness of the sawn surface

### Application Range

#### Applications

- Solid material
- Metals up to 1400 N/mm<sup>2</sup> tensile strength

#### Features

- M42 tooth edge with special coating
- Patented performance and surface teeth
- Back edge coating for less friction
- Smooth, low vibration and very long running

## Your advantages at a glance



**High Cutting Performance**

due to patented performance and surface teeth



**High Efficiency**

due to an excellent blade-life



**Low Finishing**

due to perfect surface quality



**Lower Material Allowance**

by exact gating



**Low Friction**

due to back edge coating

## Technical Data

Dimensions		Tooth pitch in tpi			
Width x thickness					
mm	Inch	3 - 4	2 - 3	1.4 - 2	1 - 1.4
34 x 1.10	1-3/8 x 0.042	K	K		
41 x 1.30	1-5/8 x 0.050	K			
54 x 1.60	2-1/8 x 0.063		K	K	
67 x 1.60	2-5/8 x 0.063			K	
80 x 1.60	3-1/8 x 0.063				K
<b>Contact length</b>	<b>[mm]</b>	80-170	150-300	250-550	500-1000
	<b>[Inch]</b>	3.1-6.7	5.9-11.8	9.8-21.6	19.7-39.4

K = Hook tooth

## Materials Overview



- Case-hardening steels, spring steels and ball-bearing steels
- Rust-proof and acid-resistant steels (ferretic)
- Nitrided steel, high-speed steel and tool steel
- Construction, deep-drawn and machining steels
- Carbon steels, and quenched and tempered steels
- Cast iron
- Aluminium / aluminium alloys
- Non-ferrous metals



# PRIMAR<sup>®</sup> M42

The versatile option in Level-1 for small and medium-sized workpieces



Product level 1

Standard or hook tooth

Profiles + Solid materials

Band width 6 x 0.65 - 67 x 1.6mm

Band width 1/4 x 0.025 - 2-5/8 x 0.063 Inch

## Product Information

### PRIMAR<sup>®</sup> M42 – The versatile tool for small and medium workpieces

With PRIMAR<sup>®</sup> M42, WIKUS is also setting standards in the bimetal level 1 segment. The innovative production process guarantees good product properties and a good blade-life - and all of this with a versatile range of applications. The cost per cut can be reduced, thanks to the high degree of process reliability.

As an economical basic solution, PRIMAR<sup>®</sup> M42 is aimed at cost-conscious customers and is particularly suitable for use in workshops or smaller industrial plants. At the same time, the product offers a particularly favorable price-performance ratio.

An added bonus: PRIMAR<sup>®</sup> M42 is available in all common dimensions and tooth pitches, allowing the band saw blade to be used in all common band saws.



### Applications

- Workshop and lighter industrial applications
- Small to medium cross-sections with diameters up to 900 mm
- Small lot sizes
- Solid materials and profiles

- All metals up to 1000 N/mm<sup>2</sup> tensile strength

### **Advantages**

- Very good price-performance ratio in the level 1 segment
- Less frequent blade changes due to a wide range of applications and thus less downtime and waiting times
- Good blade-life thanks to new production procedure
- Low noise generation due to variable tooth pitch
- Good cutting surface due to precise set of the teeth

### **Features**

- M42 tooth edge with customised rake angle
- Rake angle: positive (hook tooth)
- Rake angle: 0° (standard tooth)
- Constant or variable tooth pitch with standard setting

## Technical Data (1/3)

Dimensions		Tooth pitch in tpi					
Width x thickness		variable					
mm	Inch	10 - 14	8 - 12	6 - 10	5 - 8	4 - 6	3 - 4
6 x 0.65	1/4 x 0.025	S					
6 x 0.90	1/4 x 0.035	S					
10 x 0.90	3/8 x 0.035	S					
13 x 0.50	1/2 x 0.020						
13 x 0.65	1/2 x 0.025	S	S	S			
20 x 0.90	3/4 x 0.035	S	S	S	S	K	
27 x 0.90	1-1/16 x 0.035	S	S	S	S	K	K
34 x 1.10	1-3/8 x 0.042		S	S	S	K	K
41 x 1.30	1-5/8 x 0.050					K	K
54 x 1.30	2-1/8 x 0.050						K
54 x 1.60	2-1/8 x 0.063						K
67 x 1.60	2-5/8 x 0.063						
<b>Contact length</b>	<b>[mm]</b>	< 20	10-30	20-50	30-60	50-100	80-170
	<b>[Inch]</b>	< 0.8	0.4-1.2	0.8-2	1.2-2.4	2-3.9	3.1-6.7

S = Standard tooth

K = Hook tooth

\*Wide set for non-ferrous metals

## Technical Data (2/3)

Dimensions		Tooth pitch in tpi					
Width x thickness		variable			constant		
mm	Inch	2 - 3	1.4 - 2	1 - 1.4	18	14	6
6 x 0.65	1/4 x 0.025						
6 x 0.90	1/4 x 0.035						K
10 x 0.90	3/8 x 0.035						K
13 x 0.50	1/2 x 0.020					S	
13 x 0.65	1/2 x 0.025				S	S	K
20 x 0.90	3/4 x 0.035				S		
27 x 0.90	1-1/16 x 0.035	K			S	S	
34 x 1.10	1-3/8 x 0.042	K					
41 x 1.30	1-5/8 x 0.050	K	K				
54 x 1.30	2-1/8 x 0.050	K					
54 x 1.60	2-1/8 x 0.063	K	K	K			
67 x 1.60	2-5/8 x 0.063	K	K	K			
<b>Contact length</b>	<b>[mm]</b>	150-300	250-550	500-1000	< 10	< 15	50-80
	<b>[Inch]</b>	5.9-11.8	9.8-21.6	19.7-39.4	< 0.4	< 0.6	2-3.1

S = Standard tooth

K = Hook tooth

\*Wide set for non-ferrous metals

## Technical Data (3/3)

Dimensions		Tooth pitch in tpi		
Width x thickness		constant		
mm	Inch	4	3	2
6 x 0.65	1/4 x 0.025			
6 x 0.90	1/4 x 0.035			
10 x 0.90	3/8 x 0.035	K		
13 x 0.50	1/2 x 0.020			
13 x 0.65	1/2 x 0.025			
20 x 0.90	3/4 x 0.035	K*	K*	
27 x 0.90	1-1/16 x 0.035	K*	K*	K*
34 x 1.10	1-3/8 x 0.042		K*	
41 x 1.30	1-5/8 x 0.050			
54 x 1.30	2-1/8 x 0.050			
54 x 1.60	2-1/8 x 0.063			
67 x 1.60	2-5/8 x 0.063			
<b>Contact length</b>	<b>[mm]</b> <b>[Inch]</b>	80-120 3.1-4.7	120-200 4.7-7.9	200-400 7.9-15.7

S = Standard tooth

K = Hook tooth

\*Wide set for non-ferrous metals

## Materials Overview



- Case-hardening steels, spring steels and ball-bearing steels
- Rust-proof and acid-resistant steels (ferretic)
- Nitrided steel, high-speed steel and tool steel
- Construction, deep-drawn and machining steels
- Carbon steels, and quenched and tempered steels
- Cast iron
- Aluminium / aluminium alloys
- Non-ferrous metals

# GENERO<sup>®</sup>

## Precision Bimetal Band Saw Blade for Efficient Wood Cutting



Hook tooth

Wood

Band width 27 × 0.90 – 41 × 1.10 mm

Band width 1-1/16 x 0,035 – 1-5/8 x 0,042 Inch

## Product Information

### GENERO<sup>®</sup> – Precision Bimetal Band Saw Blade for Efficient Wood Cutting

With GENERO<sup>®</sup>, WIKUS sets new standards in wood cutting band saw blades and presents a versatile tool for sawing trunk wood on mobile and stationary sawmills.

Thanks to the ultra-modern and innovative production, GENERO<sup>®</sup> guarantees outstanding product features and an impressive service life suitable for a wide range of applications. The high level of process reliability helps to reduce set-up times and the costs per cut. The hardened high-speed steel (HSS) used for the teeth of the band saw blade makes this product resistant to foreign bodies such as stones and metal on or in the wood.

The high-precision setting ensures a perfectly straight cutting channel.

The tooth base, which is rounded using a coordinated blasting process, ensures high endurance properties even with high torsion of the band or higher cutting speeds.

### Areas of Application

#### Applications:

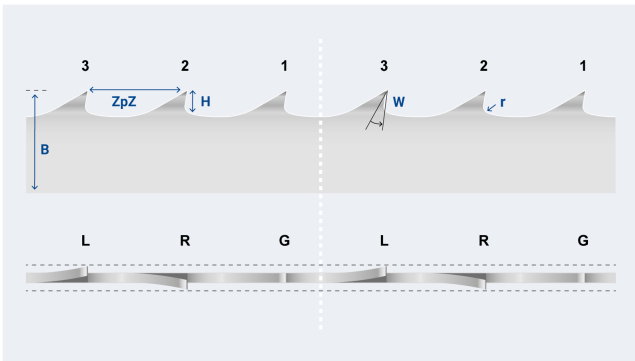
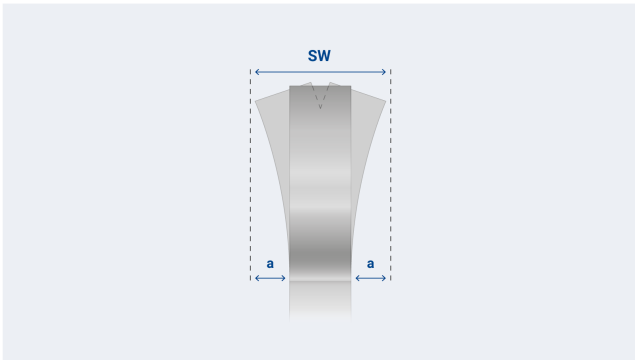
- Mobile and stationary sawmills
- Cutting logs into beams and boards

#### Advantages:

- High productivity and flexible use with different types of wood
- The HSS tooth offers superior hardness, long service life, and insensitivity to foreign materials and metal
- High resistance to fatigue and torsional stresses
- Optimized band surface for smooth running, reduced wear on the band guides, and low resistance in the wood
- Good cutting surface thanks to high-precision setting of the teeth

#### Features:

- Can be resharpened several times
- Constant tooth pitch
- Rounded tooth base for high endurance properties and less resin adhesion as well as good chip removal



B = band width, tpi = teeth per inch, H = tooth height,  
W = cutting angle, r = radius, L = left, R = right, G =  
straight



## Technical Data

Dimensions		Tooth pitch in tpi	
Width x thickness			
mm	Inch	13mm (2 Tpi)	22mm (1.15 Tpi)
27 x 0.90	1-1/16 x 0.035		K
34 x 0.90	1-3/8 x 0.035	K	K
34 x 1.10	1-3/8 x 0.042		K
41 x 1.10	1-5/8 x 0.042		K

## Material Overview




### Material Overview

- Hardwood such as oak, ash and beech or frozen wood
- Softwood such as larch, spruce, and pine

# FUTURA<sup>®</sup>

The powerful best seller band saw blade



Product level 3

Trapezoid tooth

Solid materials

Band width 27 x 0.9 - 80 x 1.6mm

Band width 1-1/16 x 0.035 - 3-1/8 x 0.063 Inch

## Product Information

### FUTURA<sup>®</sup> – The powerful best seller band saw blade

On modern band sawing machines suitable for carbide, FUTURA<sup>®</sup> unleashes its full potential, especially for multiple cuts on structural, case-hardened, quenched and tempered, and carbon steels.

On modern carbide-suitable band sawing machines, FUTURA<sup>®</sup> unleashes its full potential, especially for multiple cuts on structural, case-hardened, tempering, and carbon steels. Thanks to these benefits, the FUTURA<sup>®</sup> is suitable for customers with excellent standards.

### Application Range

#### Application

- Case-hardening, tempering and toolsteels
- Suitable for multiple cuts in the material mix

#### Advantages

- Very high cutting performance and thus productivity
- High wear resistance and thus long lifetime

- Very smooth and quiet running, low cutting forces and straight cuts

#### Features

- Polished trapezoid tooth with positive rake angle
- Optimized chip division

## Technical Data (1/2)

Dimensions		Tooth pitch in tpi					
Width x thickness							
mm	Inch	3 - 4	2 - 3	1.7 - 2	1.4 - 2	1.2 - 1.6	1 - 1.4
27 x 0.90	1-1/16 x 0.035	T					
34 x 1.10	1-3/8 x 0.042	T	T				
41 x 1.30	1-5/8 x 0.050	T	T	T	T		
54 x 1.30	2-1/8 x 0.050		T		T		
54 x 1.60	2-1/8 x 0.063		T	T	T	T	T
67 x 1.60	2-5/8 x 0.063		T		T	T	T
80 x 1.60	3-1/8 x 0.063				T		T
<b>Contact length</b>	<b>[mm]</b>	80-170	150-300	250-370	290-550	400-750	500-1000
	<b>[Inch]</b>	3.1-6.7	5.9-11.8	9.8-14.6	11.4-21.6	15.7-29.5	19.7-39.4

T = Trapezoid tooth

## Technical Data (2/2)

Dimensions		Tooth pitch in tpi
Width x thickness		
mm	Inch	0.85 - 1.15
27 x 0.90	1-1/16 x 0.035	
34 x 1.10	1-3/8 x 0.042	
41 x 1.30	1-5/8 x 0.050	
54 x 1.30	2-1/8 x 0.050	
54 x 1.60	2-1/8 x 0.063	
67 x 1.60	2-5/8 x 0.063	T
80 x 1.60	3-1/8 x 0.063	T
<b>Contact length</b>	<b>[mm]</b>	700-1400
	<b>[Inch]</b>	27.6-55.1

T = Trapezoid tooth

## Materials Overview



- Case-hardening steels, spring steels and ball-bearing steels
- Nitrided steel, high-speed steel and tool steel
- Construction, deep-drawn and machining steels
- Carbon steels, and quenched and tempered steels
- Cast iron

# FUTURA® PREMIUM

Increased performance due to hard coating



Product level 3

Trapezoid tooth

Solid materials

Band width 34 x 1.1 - 80 x 1.6mm

Band width 1-3/8 x 0.042 - 3-1/8 x 0.063 Inch

## Product Information



### FUTURA® PREMIUM – Increased performance due to hard coating

The aim of the technological development of FUTURA® PREMIUM was to enable a significant increase in the service life of the band saw blade by using a hard coating while maintaining the same high cutting parameters.

With FUTURA® PREMIUM, the performance spectrum in production could be increased again by approx. 20% compared to the FUTURA® product and at the same time, depending on the application, the blade-life could be extended by approx. 60 to 100%.

This improves productivity and blade-life. Both have a significant impact on the cost per cut and thus on the profitability of the sawing process in the plant.

#### Application

- Solid materials of structural, case-hardened, tempering, and carbon steels
- Industrial mass and series cutting

#### Advantages

- Increased performance and improved tool life due to coated tooth edges
- Extension of machine capacity in case of bottlenecks
- Increase productivity and high blade-life
- Reduction of noise emission
- Low cutting forces, reduction of cutting time and straight cuts
- Reliable even for unmanned shifts
- Significant reduction in set-up time
- Broad application spectrum achieved through fast and uninterrupted blade changes

#### Features

- Special hard coating for steel machining
- Additional back edge coating for lower friction

## Technical Data (1/2)

Dimensions		Tooth pitch in tpi					
Width x thickness							
mm	Inch	3 - 4	2 - 3	1.7 - 2	1.4 - 2	1.2 - 1.6	1 - 1.4
34 x 1.10	1-3/8 x 0.042	T	T				
41 x 1.30	1-5/8 x 0.050	T	T	T	T		
54 x 1.30	2-1/8 x 0.050		T		T		
54 x 1.60	2-1/8 x 0.063		T	T	T	T	T
67 x 1.60	2-5/8 x 0.063	T	T		T	T	T
80 x 1.60	3-1/8 x 0.063						T
<b>Contact length</b>	<b>[mm]</b>	80-170	150-300	250-370	290-550	400-750	500-1000
	<b>[Inch]</b>	3.1-6.7	5.9-11.8	9.8-14.6	11.4-21.6	15.7-29.5	19.7-39.4

T = Trapezoid tooth



## Technical Data (2/2)

Dimensions		Tooth pitch in tpi
Width x thickness		
mm	Inch	0.85 - 1.15
34 x 1.10	1-3/8 x 0.042	
41 x 1.30	1-5/8 x 0.050	
54 x 1.30	2-1/8 x 0.050	
54 x 1.60	2-1/8 x 0.063	
67 x 1.60	2-5/8 x 0.063	T
80 x 1.60	3-1/8 x 0.063	T
<b>Contact length</b>	<b>[mm]</b> <b>[Inch]</b>	700-1400 27.6-55.1

T = Trapezoid tooth

## Materials Overview



- Case-hardening steels, spring steels and ball-bearing steels
- Nitrided steel, high-speed steel and tool steel
- Construction, deep-drawn and machining steels
- Carbon steels, and quenched and tempered steels
- Cast iron

# FUTURA<sup>®</sup> VA

Top performer for hard-to-cut materials



Product level 3

Trapezoid tooth

Solid materials

Band width 34 x 1.1 - 67 x 1.6mm

Band width 1-3/8 x 0.042 - 2-5/8 x 0.063 Inch

## Product Information



### Optimized performance: FUTURA<sup>®</sup> VA—the new generation for stainless steels, titanium, and titanium alloys

Discover FUTURA<sup>®</sup> VA—the enhanced version of our proven bestseller!

FUTURA<sup>®</sup> VA sets new standards in the machining of stainless steels, titanium, and titanium alloys—perfectly optimized for the demands of these challenging materials.

With precise innovations in tooth geometry and carbide composition, the re-engineered design delivers key benefits, including:

- **optimized service life:** up to 20 %, which has been confirmed in numerous cutting tests
- **cost reduction:** through an optimized surface and less post-processing

FUTURA<sup>®</sup> VA delivers unmatched precision, durability, and efficiency, especially for high-performance mate-

rials, and has been engineered to exceed expectations and deliver superior results.

### Application Range

#### Applications

- All rust- and acid-resistant steels, titanium and titanium alloys
- Serial sections

#### Advantages

- Optimal chip formation and perfect surface quality
- Good cutting performance for reduced cutting time
- Good blade-life reduces setup and downtime

#### Features

- Tooth edges made of specific carbide
- Ground trapezoid tooth with extra positive rake angle
- Optimal chip division for tough and high-strength materials

## Technical Data

Dimensions		Tooth pitch in tpi				
Width x thickness						
mm	Inch	3 - 4	2 - 3	1.4 - 2	1 - 1.4	0.85 - 1.15
34 x 1.10	1-3/8 x 0.042	T	T			
41 x 1.30	1-5/8 x 0.050	T	T	T		
54 x 1.30	2-1/8 x 0.050	T	T	T		
54 x 1.60	2-1/8 x 0.063		T	T		
67 x 1.60	2-5/8 x 0.063			T	T	T
<b>Contact length</b>	<b>[mm]</b>	80-170	150-300	290-550	500-800	700-1200
	<b>[Inch]</b>	3.1-6.7	5.9-11.8	11.4-21.6	19.7-31.5	27.6-47.2

T = Trapezoid tooth

## Materials Overview



- Rust-proof and acid-resistant steels (ferretic)
- Titanium / titanium alloys
- Tempered steels (over 1000 N/mm<sup>2</sup> / 32 HRC)
- Rust-proof and acid-resistant steels (austenitic)
- Aluminium bronzes

# FUTURA<sup>®</sup> PREMIUM VA

Top performer with hard coating for hard-to-cut materials



Product level 3

Trapezoid tooth

Solid materials

Band width 41 x 1.3 - 80 x 1.6mm

Band width 1-5/8 x 0.050 - 3-1/8 x 0.063 Inch

## Product Information



**Optimized performance: the powerful  
bestseller with hard coating for hard-to-cut  
materials**

### Applications

- All rust- and acid-resistant steels, titanium and titanium alloys
- Serial sections

### Advantages

- Outstanding cutting performance to bridge bottlenecks
- Guarantee for cutting larger stainless steel cross-sections
- Smooth and low vibration running

### Features

- Special hard material coating for cutting stainless steels
- Extra back edge coating for lower friction

## Technical Data

Dimensions		Tooth pitch in tpi				
Width x thickness						
mm	Inch	3 - 4	2 - 3	1.4 - 2	1 - 1.4	0.85 - 1.15
41 x 1.30	1-5/8 x 0.050	T	T	T		
54 x 1.60	2-1/8 x 0.063		T	T		
67 x 1.60	2-5/8 x 0.063			T		
80 x 1.60	3-1/8 x 0.063				T	T
<b>Contact length</b>	<b>[mm]</b>	80-170	150-300	290-550	500-1000	700-1400
	<b>[Inch]</b>	3.1-6.7	5.9-11.8	11.4-21.6	19.7-39.4	27.6-55.1

T = Trapezoid tooth

## Materials Overview




- Rust-proof and acid-resistant steels (ferretic)
- Titanium / titanium alloys
- Tempered steels (over 1000 N/mm<sup>2</sup> / 32 HRC)
- Rust-proof and acid-resistant steels (austenitic)
- Aluminium bronzes



# FUTURA<sup>®</sup> 718

The best band saw blade for nickel-base alloys



Product level 3


Trapezoid tooth

Solid materials

Band width 41 x 1.3 - 80 x 1.6mm

Band width 1-5/8 x 0.050 - 3-1/8 x 0.063 Inch

## Product Information



The FUTURA<sup>®</sup> 718 carbide band saw blade offers excellent initial cutting behavior and very clean and straight cutting surfaces.

### **FUTURA<sup>®</sup> 718 – The best band saw blade for nickel base alloys**

Nickel-based alloys are indispensable, especially in the chemical industry, in engine construction, and in power generation, because they can withstand high mechanical, chemical, and thermal loads. Processing in production is correspondingly demanding.

WIKUS addresses the extremely difficult-to-cut nickel-based alloys with the FUTURA<sup>®</sup> 718 carbide band saw blade, which precisely cuts solid materials made of these superalloys.

#### **Application**

- Solid material of steels, which are difficult to cut
- Nickel-based alloys
- Heat-resistant, high temperature-resistant and duplex steels

#### **Advantages**

- Specially developed for nickel-based and similar superalloys
- Optimum chip division for tough and high-strength materials
- Reduced cutting forces for long blade-life and straight cuts
- Very good and constant cutting rate in spite of difficult cutting conditions
- Excellent initial cutting behavior results in low material loss

- Reduced finishing due to high cut surface quality

#### **Features**

- Tooth edges made of optimum carbide for high-strength tough materials
- Perfectly ground trapezoid teeth with optimum geometry
- Carrier band with special shaping for elimination of work hardening due to special mode of operation

## Technical Data

Dimensions		Tooth pitch in tpi			
Width x thickness					
mm	Inch	2 - 3	1.4 - 2	1 - 1.4	0.85 - 1.15
41 x 1.30	1-5/8 x 0.050	T	T		
54 x 1.30	2-1/8 x 0.050	T	T		
54 x 1.60	2-1/8 x 0.063	T	T		
67 x 1.60	2-5/8 x 0.063	T	T	T	T
80 x 1.60	3-1/8 x 0.063			T	
<b>Contact length</b>	<b>[mm]</b>	150-300	290-550	500-1000	700-1200
	<b>[Inch]</b>	5.9-11.8	11.4-21.6	19.7-39.4	27.6-47.2

T = Trapezoid tooth

## Materials Overview



- Nickel-based alloys
- Duplex and heat-resistant steels

# DUROSET<sup>®</sup>

The robust all-rounder for increased performance



Product level 2

Hook tooth

Solid materials

Band width 27 x 0.9 - 100 x 1.6mm

Band width 1-1/16 x 0.035 - 4 x 0.063 Inch

## Product Information

### DUROSET<sup>®</sup> – The robust all-rounder for increased performance

The DUROSET<sup>®</sup> carbide band saw blade in set design stands out for its robustness and versatility both on powerful older bimetal band saw machines and on modern carbide band saw machines. This allows for performance increases of up to 50% compared to standard bimetal band saw blades.

#### Application

- All steels, suitable for forged and scaled surfaces
- Cast iron and aluminium bronze
- Also suitable for tempered materials with tensile strength greater than 1000N/mm<sup>2</sup>
- Solid material and thick-walled tubes

#### Advantages

- Universal use on standard band saw machines (without carbide package)
- Significant increase in productivity of the machine park

- Robust design for high wear resistance
- Low vibration and smooth running

#### Features

- Set tooth geometry with positive rake angle at variable tooth pitch
- Optimized sectional chip division

## Technical Data

Dimensions		Tooth pitch in tpi					
Width x thickness		variable					constant
mm	Inch	2.5 - 3.4	1.8 - 2.5	1.4 - 1.8	1 - 1.4	0.7 - 1	3
27 x 0.90	1-1/16 x 0.035	K	K				K
34 x 1.10	1-3/8 x 0.042	K	K				
41 x 1.30	1-5/8 x 0.050	K	K	K			
54 x 1.30	2-1/8 x 0.050	K	K				
54 x 1.60	2-1/8 x 0.063		K	K			
67 x 1.60	2-5/8 x 0.063			K	K		
80 x 1.60	3-1/8 x 0.063				K	K	
100 x 1.60	4 x 0.063					K	
<b>Contact length</b>	<b>[mm]</b>	100-220	180-350	300-700	500-1000	900-2000	120-200
	<b>[Inch]</b>	3.9-8.7	7.1-13.8	11.8-27.5	19.7-39.4	35.4-78.7	4.7-7.9

K = Hook tooth


## Materials Overview



- Case-hardening steels, spring steels and ball-bearing steels
- Rust-proof and acid-resistant steels (ferretic)
- Nickel-based alloys
- Nitrided steel, high-speed steel and tool steel
- Titanium / titanium alloys
- Construction, deep-drawn and machining steels
- Carbon steels, and quenched and tempered steels
- Tempered steels (over 1000 N/mm<sup>2</sup> / 32 HRC)
- Rust-proof and acid-resistant steels (austenitic)
- Duplex and heat-resistant steels
- Cast iron
- Aluminium bronzes

# DUROSET<sup>®</sup> NE

The set special design for non-ferrous metals



Product level 2

Hook tooth

Solid materials

Band width 20 x 0.9 - 34 x 1.1mm

Band width 3/4 x 0.035 - 1-3/8 x 0.042 Inch

## Product Information

### DUROSET<sup>®</sup> NE – The set special design for non-ferrous metals

The carbide band saw blade was specially developed by WIKUS for foundry applications for sawing non-ferrous metals. It is particularly convincing for contour and radius cuts on feeders and casting burrs, which are carried out with a manual feed.

Of course, the band saw blade also proves itself in automatic operation. With its high blade-life, it achieves disproportionately high cutting rates even under fluctuating conditions.

#### Application

- Contour and radius cuts on non-ferrous metals
- Automatic and especially manual feed
- Optimal sawing tool for manual machining of castings

#### Advantages

- High cutting performance increases productivity

- Particularly high resistance to abrasive wear
- Very high blade-life even in fluctuating conditions

#### Features

- Extra wide set for contour and radius cuts in non-ferrous metals
- Tooth edge made of specific carbide with special geometry for foundries
- Polished trapezoid tooth with positive rake angle



## Technical Data

Dimensions		Tooth pitch in tpi	
Width x thickness			
mm	Inch	3	2
20 x 0.80	3/4 x 0.032	K	
27 x 0.90	1-1/16 x 0.035	K	
34 x 1.10	1-3/8 x 0.042	K	K
<b>Contact length</b>	<b>[mm]</b>	120-200	200-400
	<b>[Inch]</b>	4.7-7.9	7.9-15.7

K = Hook tooth


## Materials Overview



- Aluminium / aluminium alloys
- Non-ferrous metals

# FUTURA<sup>®</sup> SN

The specialist for "hard shell and soft core"



Product level S

Tooth shape TSN

Solid materials

Band width 27 x 0.9 - 67 x 1.6mm

Band width 1-1/16 x 0.035 - 2-5/8 x 0.063 Inch

## Product Information



**The specialist for "hard shell and soft core"**

### Application

- Surface hardened components and hard chrome plated workpieces
- Through hardened steels up to 65 HRC, Manganese high carbon steel

### Advantages

- Hardened materials machined by cutting
- Good cutting rates and good surface quality
- Increased efficiency due to high blade-life

### Features

- Optimised special geometry with negative rake angle
- Ground trapezoid tooth without set

## Technical Data

Dimensions		Tooth pitch in tpi	
Width x thickness			
mm	Inch	3 - 4	2 - 3
27 x 0.90	1-1/16 x 0.035	TSN	
34 x 1.10	1-3/8 x 0.042	TSN	TSN
41 x 1.30	1-5/8 x 0.050	TSN	TSN
54 x 1.60	2-1/8 x 0.063		TSN
67 x 1.60	2-5/8 x 0.063		TSN
<b>Contact length</b>	<b>[mm]</b>	20-150	130-200
	<b>[Inch]</b>	0.8-5.9	5.1-7.9

TSN = Tooth shape TSN

UPGRADE: The new product generation of WIKUS' proven special band saw blade FUTURA<sup>®</sup> SN is available effective immediately. Tool lives up to twice as long can be achieved compared to the previous version thanks to its optimized tooth geometry in conjunction with the perfectly matched cutting material.

## Materials Overview



- Case-hardening components

# PROFIDUR<sup>®</sup>

The coated professional for profiles



Product level 3

Trapezoid tooth

Profiles

Band width 54 x 1.3 - 67 x 1.6mm

## Product Information



### The coated professional for profiles

#### Applications

- Structurals and profiles
- Perfectly for industrial steel construction

#### Advantages

- Capacity increase by maximum cutting performance and blade-life
- Low-burr and precise cuts
- Considerable reduction of noise emission

#### Features

- Patented tooth geometry for interrupted cutting channel
- Sturdy carbide-tipped tooth edges coated with hard material

## Technical Data

Dimensions		Tooth pitch in tpi	
Width x thickness			
mm	Inch	3 - 4	2 - 3
54 x 1.30	2-1/8 x 0.050		T
54 x 1.60	2-1/8 x 0.063	T	T
<b>Contact length</b>	<b>[mm]</b>	90-150	150-270
	<b>[Inch]</b>	3.5-5.9	5.9-10.6

T = Trapezoid tooth

## Materials Overview



- Case-hardening steels, spring steels and ball-bearing steels
- Nitrided steel, high-speed steel and tool steel
- Construction, deep-drawn and machining steels
- Carbon steels, and quenched and tempered steels
- Cast iron



# ARION<sup>®</sup> FG

The Royal Class of Band Sawing



Product Level S

Trapezoid tooth

Solid materials

Band width 54 x 1.1 - 100 x 1.1mm

## Product Information



### The Royal Class of Band Sawing

Discover the royal class of band sawing: with ARION<sup>®</sup> FG and its wear-resistant hard coating. With its carbide band saw blade, WIKUS has created a high-performance sawing tool that delivers maximum cutting power, shorter cutting times, and minimal cutting costs and material waste during the sawing process. Thanks to thin-cutting technology, users can benefit from maximum productivity and cost-effectiveness, especially when cutting steels.

### Application Range

#### Application:

- Large series and mass cutting processes on high performance sawing machines
- Short piece production of solid materials, structural, case-hardened and tempering steels as well as cast iron
- Forging technology

#### Advantages:

- Extremely high cutting rate in continuous operation
- Significantly reduced cutting time and highest productivity
- Low material loss due to thin-cut technology and thereby savings in costs and production process
- Precise flatness of the cutting surfaces
- Excellent efficiency by high blade-life

#### Features:

- Carbide cutting edge with very wear-resistant grade
- Polished trapezoid tooth (FUTURA<sup>®</sup> geometry)
- Thin-cutting technology with very high blade stability
- Wear-resistant multi-layer hard coating on tooth edges and back edges

## Technical Data

## Technical Data

Dimensions		Tooth pitch in tpi					
Width x thickness							
mm	Inch	3 - 4	2 - 3	1.7 - 2	1.4 - 2	1 - 1.4	0.7 - 1
54 x 1.10	2-1/8 x 0.042	T	T	T	T		
67 x 1.10	2-5/8 x 0.042		T	T	T	T	
80 x 1.10	3-1/8 x 0.042				T	T	
100 x 1.10	4 x 0.042		T		T		T
<b>Contact length</b>	<b>[mm]</b>	90-150	130-250	200-300	250-500	500-800	800-2000
	<b>[Inch]</b>	3.5-5.9	5.1-9.8	7.9-11.8	9.8-19.7	19.7-31.5	31.5-78.7

T = Trapezoid tooth


## Materials Overview



- Case-hardening steels, spring steels and ball-bearing steels
- Nitrided steel, high-speed steel and tool steel
- Construction, deep-drawn and machining steels
- Carbon steels, and quenched and tempered steels
- Cast iron

# FUTURA<sup>®</sup> NE

The high-performance bestseller for non-ferrous metals



Product level 3

Trapezoid tooth

Solid materials

Band width 27 x 0.9 - 80 x 1.6mm

Band width 1-1/16 x 0.035 - 3-1/8 x 0.063 Inch

## Product Information



### The high-performance bestseller for non-ferrous metals

#### Applications

- Aluminum mould and die castings, aluminum ingots and aluminum milling products
- Copper and copper alloys

#### Advantages

- Short clock rates and outstanding productivity due to high cutting performance
- Low material allowance by optimal surface quality
- Process reliability by high resistance against abrasion

#### Features

- Tooth edges made of specific carbide to prevent abrasion
- Ground trapezoid tooth with positive rake angle
- Optimal chip division for performance and surface quality

## Technical Data (1/2)

Dimensions		Tooth pitch in tpi					
Width x thickness		variable					constant
mm	Inch	3 - 4	2 - 3	1.4 - 2	0.85 - 1.15	0.7 - 1	3
27 x 0.90	1-1/16 x 0.035	T					T
34 x 1.10	1-3/8 x 0.042	T	T	T			
41 x 1.30	1-5/8 x 0.050		T	T			
54 x 1.30	2-1/8 x 0.050			T			
54 x 1.60	2-1/8 x 0.063			T	T		
67 x 1.60	2-5/8 x 0.063			T			
80 x 1.60	3-1/8 x 0.063				T	T	
<b>Contact length</b>	<b>[mm]</b>	80-170	150-300	290-550	700-1400	900-2000	120-200
	<b>[Inch]</b>	3.1-6.7	5.9-11.8	11.4-21.6	27.6-55.1	35.4-78.7	4.7-7.9

T = Trapezoid tooth

## Technical Data (2/2)

Dimensions		Tooth pitch in tpi
Width x thickness		constant
mm	Inch	2
27 x 0.90	1-1/16 x 0.035	
34 x 1.10	1-3/8 x 0.042	T
41 x 1.30	1-5/8 x 0.050	T
54 x 1.30	2-1/8 x 0.050	
54 x 1.60	2-1/8 x 0.063	
67 x 1.60	2-5/8 x 0.063	
80 x 1.60	3-1/8 x 0.063	
<b>Contact length</b>	<b>[mm]</b> <b>[Inch]</b>	200-400 7.9-15.7

T = Trapezoid tooth

## Materials Overview




- Aluminium / aluminium alloys
- Non-ferrous metals



# ECODUR<sup>®</sup>

The low-cost band saw blade for non-ferrous foundries



Product level 2

Trapezoid tooth

Solid materials

Band width 13 x 0.8 - 54 x 1.6mm

Band width 1/2 x 0.032 - 2-1/8 x 0.063 Inch

## Product Information



### ECODUR<sup>®</sup> – The inexpensive band saw blade for non-ferrous foundries

Materials made of aluminum, copper and other non-ferrous metals as well as their alloys place excellent standards on machining. The processing of large quantities in foundries requires precise, often automated separation of risers and casting sprues.

In order to be able to economically machine castings in these applications, WIKUS has developed the ECODUR<sup>®</sup> band saw blade.

The band saw blade is equipped with tooth edges made of specific carbide, perfectly adapted to the requirements of non-ferrous metals and their alloys.

Thanks to the ground trapezoid tooth with positive rake angle, the carbide band saw blade cuts solid materials cleanly and quickly.

The short cutting times result in a noticeable increase in productivity. The high surface quality of the cut surfaces, which requires only minor post-processing, also contributes to this.

#### Application

- Cutting gates and risers on non-ferrous castings
- Aluminum and aluminum alloys as solid materials or profiles
- Copper and copper alloys as solid materials or profiles
- Aluminum round bars, blocks and precision plates

#### Advantages

- very good price-performance-ratio
- High productivity due to short cutting times
- Carbide cutting edge with high resistance to abrasive wear and thus high blade-life
- Good cutting surface for minimal finishing

#### Features

- Tooth edges made of specific carbide against abrasive wear

- Polished trapezoid tooth with positive rake angle and thus clean and fast separation of solid materials
- Patented chip division for high productivity and blade-life as well as good cutting surface quality

## Technical Data

Dimensions		Tooth pitch in tpi				
Width x thickness		variable			constant	
mm	Inch	3 - 4	2 - 3	1.4 - 2	0.85 - 1.15	3
13 x 0.65	1/2 x 0.025					T
13 x 0.80	1/2 x 0.032	T				
20 x 0.80	3/4 x 0.032	T				
27 x 0.90	1-1/16 x 0.035	T	T			
34 x 1.10	1-3/8 x 0.042	T	T	T		
41 x 1.30	1-5/8 x 0.050	T	T	T		
54 x 1.30	2-1/8 x 0.050		T	T		
54 x 1.60	2-1/8 x 0.063		T	T	T	
67 x 1.60	2-5/8 x 0.063			T		
<b>Contact length</b>	<b>[mm]</b>	80-170	150-300	250-500	700-1400	120-200
	<b>[Inch]</b>	3.1-6.7	5.9-11.8	9.8-19.7	27.6-55.1	4.7-7.9

T = Trapezoid tooth

## Materials Overview



- Aluminium / aluminium alloys
- Non-ferrous metals

# TCTYRE<sup>®</sup>

The special band saw blade for rubber and metal composites



Product Level S

Trapezoid tooth

Tyres

Band width 27 x 0.9 - 54 x 1.6mm

## Product Information

### TCTYRE<sup>®</sup> – The special band saw blade for rubber and metal composites

Composites of rubber and metal are mainly used as materials for vehicle tires and sheathed cables. WIKUS has developed the TCTYRE<sup>®</sup> carbide band saw blade especially for cutting such material combinations.

The TCTYRE<sup>®</sup> band saw blade provides reliable service in quality controls for the production of rubber composite items from car, truck, tractor, to large machine tires. The clean, straight cutting surfaces of the band saw blade excel in quality controls.

An additional field of application is the shredding and recycling of used tires and discarded cables. The shredding of scrap material is a prerequisite for recovering the metals it contains and positioning the rubber for further recycling.

#### Application

- for quality analysis of tires of all kinds

- For the economical comminution of rubber composite material

#### Advantages

- Very long lifetime and cutting rate even with larger than average tyres
- Vibration-resistant cut due to variable tooth pitch
- Very clean and good cutting surface for direct quality analysis

#### Features

- Carbide cutting edge with high wear resistance
- Optimized cutting edge geometry with variable tooth pitch for significantly reduced cutting force

## Technical Data

Dimensions		Tooth pitch in tpi	
Width x thickness			
mm	Inch	3 - 4	2 - 3
27 x 0.90	1-1/16 x 0.035	T	T
34 x 1.10	1-3/8 x 0.042	T	T
41 x 1.30	1-5/8 x 0.050	T	T
54 x 1.30	2-1/8 x 0.050		T
54 x 1.60	2-1/8 x 0.063		T
<b>Contact length</b>	<b>[mm]</b> <b>[Inch]</b>	90-150 3.5-5.9	150-270 5.9-10.6

T = Trapezoid tooth

## Materials Overview



- Tyres

# TCT<sup>®</sup>

The band saw blade for mineral materials



Product Level S

Standard- or Hooktooth

Solid materials

Band width 13 x 0.8 - 41 x 1.3mm

## Product information

### TCT<sup>®</sup> – The band saw blade for mineral materials

In some industry segments, such as construction, difficult materials or material combinations are often present for sawing. The TCT<sup>®</sup> meets the special requirements of the abrasive cutting material with very wear-resistant carbide saw teeth. In addition, the carbide band saw blade enables radius and contour cuts in certain dimensions, which are required for round designs.

TCT<sup>®</sup> was specially developed for cutting solid materials from mineral building materials. Normally, the materials have a rectangular cross-section, which can be perfectly processed with the band saw blade. The precisely cut construction elements with clean, straight cut edges, or desired contour cuts thus contribute to high productivity at the construction site.

#### Application

- Aerated concrete, graphite
- Insulation materials such as glass and rock wool
- Glass and carbon fibre reinforced plastic

#### Advantages

- Extremely resistant to abrasive wear
- high cutting performance
- Smaller cutting gap
- Usable without cooling lubricant

#### Features

- Carbide cutting edges with very high wear resistance
- Precisely set tooth geometry
- Constant tooth pitch for solid materials



## Technical Data

Dimensions		Tooth pitch in tpi			
Width x thickness					
mm	Inch	4	3	2	1.25
13 x 0.80	1/2 x 0.032	S			
20 x 0.80	3/4 x 0.032	S	K		
27 x 0.90	1-1/16 x 0.035	S	K, S	K, S	
34 x 1.10	1-3/8 x 0.042		K, S	K	
41 x 1.30	1-5/8 x 0.050		K	K	K
<b>Contact length</b>	<b>[mm]</b>	80-120	120-200	200-400	300-800
	<b>[Inch]</b>	3.1-4.7	4.7-7.9	7.9-15.7	11.8-31.5

S = Standard tooth

K = Hook tooth


## Materials Overview



- Hard-burnt coal, graphite
- Mineral building materials

# DUROSET<sup>®</sup> PREMIUM

The sturdy all-round band saw blade coated with hard material



Product level 2

Hook tooth

Solid materials

Band width 34 x 1.1 - 80 x 1.6mm

Band width 1-3/8 x 0.042 - 3-1/8 x 0.063 Inch

## Product Information

### DUROSET<sup>®</sup> PREMIUM – The robust all-rounder band saw blade with hard coating

The DUROSET<sup>®</sup> PREMIUM owes its extreme robustness to the innovative, precision-ground cutting geometry in combination with a special limitation.

To reduce friction, the back edge of the DUROSET<sup>®</sup> PREMIUM is additionally provided with a hard coating. It offers even greater protection against wear.

#### Application

- All steels, forged and scaled surfaces
- Tempered materials with tensile strength greater than 1000N/mm<sup>2</sup>
- Aluminium bronze and cast iron
- Solid materials and thick-walled tubes and profiles
- Large block machining

#### Advantages

- Impressive increase in productivity

- Capacity potentials in bottlenecks
- Particularly high wear resistance and blade-life
- Low-vibration and smooth running due to variable tooth pitch
- High cutting rate for even shorter cutting times

#### Features

- Special hard coating for steel machining
- Additional back edge coating for lower friction
- Carbide tips in special geometry with positive rake angle for universal

## Technical Data

Dimensions		Tooth pitch in tpi			
Width x thickness					
mm	Inch	1.8 - 2.5	1.4 - 1.8	1 - 1.4	0.7 - 1
34 x 1.10	1-3/8 x 0.042	K			
41 x 1.30	1-5/8 x 0.050	K			
54 x 1.60	2-1/8 x 0.063	K			
67 x 1.60	2-5/8 x 0.063		K	K	
80 x 1.60	3-1/8 x 0.063			K	K
<b>Contact length</b>	<b>[mm]</b>	180-350	300-700	500-1000	900-2000
	<b>[Inch]</b>	7.1-13.8	11.8-27.5	19.7-39.4	35.4-78.7

K = Hook tooth

## Materials Overview



- Case-hardening steels, spring steels and ball-bearing steels
- Rust-proof and acid-resistant steels (ferretic)
- Nickel-based alloys
- Nitrided steel, high-speed steel and tool steel
- Titanium / titanium alloys
- Construction, deep-drawn and machining steels
- Carbon steels, and quenched and tempered steels
- Tempered steels (over 1000 N/mm<sup>2</sup> / 32 HRC)
- Rust-proof and acid-resistant steels (austenitic)
- Duplex and heat-resistant steels
- Cast iron
- Aluminium bronzes

# TAURUS<sup>®</sup>

The inexpensive entry-level band saw blade with great features



Product Level 1

Trapezoid tooth

Solid materials

Band width 27 x 0.9 - 80 x 1.6mm

Band width 1-1/16 x 0.035 - 3-1/8 x 0.063 Inch

## Product Information

### TAURUS<sup>®</sup> – The inexpensive entry-level band saw blade with great features

Superior quality - and a good price-performance ratio? That's TAURUS<sup>®</sup>!

A carbide band saw blade that is suitable for cutting solid materials from all steels and non-ferrous metals and can also be used for machines without a carbide package - A true all-rounder for materials that can no longer be sawn with bimetal.

TAURUS<sup>®</sup> is competitively priced, yet offers all the features you need for efficient sawing. The innovative tooth geometry and the proven carbide cutting material ensure good surface quality and minimize post-processing.

#### Application

- All steels and non-ferrous metals
- Solid material

#### Advantages

- Inexpensive carbide band saw blade with multiple uses
- Also for band saw machines without carbide package
- Productivity increase in the event of capacity bottlenecks
- Low post-processing due to good cut surface quality

#### Features

- Innovative tooth geometry
- Proven carbide cutting material
- High cutting rate due to trapezoid tooth with positive rake angle
- variable tooth pitch

## Technical Data

Dimensions		Tooth pitch in tpi					
Width x thickness							
mm	Inch	3 - 4	2 - 3	1.7 - 2	1.4 - 2	1 - 1.4	0.7 - 1
27 x 0.90	1-1/16 x 0.035	T					
34 x 1.10	1-3/8 x 0.042	T	T				
41 x 1.30	1-5/8 x 0.050	T	T	T	T		
54 x 1.30	2-1/8 x 0.050	T	T	T	T		
54 x 1.60	2-1/8 x 0.063	T	T	T	T		
67 x 1.60	2-5/8 x 0.063			T	T	T	
80 x 1.60	3-1/8 x 0.063					T	T
<b>Contact length</b>	<b>[mm]</b>	80-170	150-300	250-370	290-550	500-1000	900-2000
	<b>[Inch]</b>	3.1-6.7	5.9-11.8	9.8-14.6	11.4-21.6	19.7-39.4	35.4-78.7

T = Trapezoid tooth

## Materials Overview



- Case-hardening steels, spring steels and ball-bearing steels
- Rust-proof and acid-resistant steels (ferretic)
- Nickel-based alloys
- Nitrided steel, high-speed steel and tool steel
- Titanium / titanium alloys
- Construction, deep-drawn and machining steels
- Carbon steels, and quenched and tempered steels
- Tempered steels (over 1000 N/mm<sup>2</sup> / 32 HRC)
- Rust-proof and acid-resistant steels (austenitic)
- Duplex and heat-resistant steels
- Cast iron
- Aluminium / aluminium alloys
- Aluminium bronzes
- Non-ferrous metals



# TAURUS<sup>®</sup> PREMIUM

The starter band saw blade coated with hard material



Product level 1

Trapezoid tooth

Solid materials

Band width 34 x 1.1 - 67 x 1.6mm

Band width 1-3/8 x 0.042 - 2-5/8 x 0.063 Inch

## Product Information

### TAURUS<sup>®</sup> PREMIUM – The entry-level band saw blade with hard coating

The band saw blade TAURUS<sup>®</sup> PREMIUM is the economical solution for a broad application spectrum. The carbide band saw blade with hard coating is characterized by the possibility of an approx. 20% increase in cutting rate as well as a significant increase of blade-life.

The additional coating on the back edge of the strap ensures less friction. In addition, the band saw blade is ideal for new users in the carbide sector, as there is no need for a blade change when changing the material.

#### Application

- All steels
- Solid material
- aluminum alloys
- non-ferrous metals
- cast iron

#### Advantages

- High cutting performance and very good cutting surface
- Longlifetimereducesdowntime
- Low vibration and smooth running
- Ideal for beginners with high performance and service life requirements

#### Features

- Carbide-tipped tooth edges coated with hard material
- Additional back edge coating for lower friction
- Innovative tooth geometry
- High cutting rate due to trapezoid tooth with positive rake angle
- variable tooth pitch

## Technical Data

Dimensions		Tooth pitch in tpi			
Width x thickness					
mm	Inch	3 - 4	2 - 3	1.7 - 2	1.4 - 2
34 x 1.10	1-3/8 x 0.042	T	T		
41 x 1.30	1-5/8 x 0.050	T	T	T	T
54 x 1.30	2-1/8 x 0.050		T	T	
54 x 1.60	2-1/8 x 0.063		T	T	T
67 x 1.60	2-5/8 x 0.063				T
<b>Contact length</b>	<b>[mm]</b>	80-170	150-300	250-370	290-550
	<b>[Inch]</b>	3.1-6.7	5.9-11.8	9.8-14.6	11.4-21.6

T = Trapezoid tooth


## Materials Overview



- Case-hardening steels, spring steels and ball-bearing steels
- Rust-proof and acid-resistant steels (ferretic)
- Nickel-based alloys
- Nitrided steel, high-speed steel and tool steel
- Titanium / titanium alloys
- Construction, deep-drawn and machining steels
- Carbon steels, and quenched and tempered steels
- Tempered steels (over 1000 N/mm<sup>2</sup> / 32 HRC)
- Rust-proof and acid-resistant steels (austenitic)
- Duplex and heat-resistant steels
- Cast iron
- Aluminium / aluminium alloys
- Aluminium bronzes
- Non-ferrous metals

# FUTURA<sup>®</sup> NE RS

The high-performance bestseller with reduced kerf loss for non-ferrous metals



Product level 3

Trapezoid tooth

Solid materials

Band width 41 x 1.3 - 80 x 1.1mm

## Product Information



### The high-performance bestseller with reduced kerf loss for non-ferrous metals

#### Application

- Cutting of aluminum ingots, aluminum plate production

#### Advantages

- Extreme cutting performance by reduced cutting volume
- Optimised ingot output by reduced material loss
- Perfect cutting surface for lower finishing

#### Features

- Special grinding for reduced kerf width
- Ground trapezoid tooth with positive rake angle
- Optimal chip division for performance and surface quality

## Technical Data

Dimensions		Tooth pitch in tpi			
Width x thickness					
mm	Inch	1.4 - 2	1 - 1.4	0.85 - 1.15	0.7 - 1
41 x 1.30	1-5/8 x 0.050	T			
54 x 1.10	2-1/8 x 0.042		T		
54 x 1.30	2-1/8 x 0.050	T			
54 x 1.60	2-1/8 x 0.063			T	T
80 x 1.10	3-1/8 x 0.042	T			
<b>Contact length</b>	<b>[mm]</b>	290-550	500-1000	700-1400	900-2000
	<b>[Inch]</b>	11.4-21.6	19.7-39.4	27.6-55.1	35.4-78.7

T = Trapezoid tooth


## Materials Overview



- Aluminium / aluminium alloys
- Non-ferrous metals

# FUTURA<sup>®</sup> PREMIUM SN

The specialist with hard material coating for hardest cases



Product Level S

Tooth shape TSN

Solid materials

Band width 27 x 0.9 - 41 x 1.3mm

Band width 1-1/16 x 0.035 - 1-5/8 x 0.050 Inch

## Product Information



### The specialist with hard material coating for hardest cases

#### Application

- Induction hardened and hard chrome plated work-pieces
- Case-hardening steels up to 65 HRC, Manganese steel

#### Advantages

- Considerable increase of blade-life
- High cutting performance for efficiency increase
- Excellent surface quality

#### Features

- Carbide-tipped tooth edges coated with high-strength hard material
- Optimised special geometry with negative rake angle
- Extra back edge coating for lower friction

## Technical Data

Dimensions		Tooth pitch in tpi
Width x thickness		
mm	Inch	3 - 4
27 x 0.90	1-1/16 x 0.035	TSN
34 x 1.10	1-3/8 x 0.042	TSN
41 x 1.30	1-5/8 x 0.050	TSN
<b>Contact length</b>	<b>[mm]</b>	20-150
	<b>[Inch]</b>	0.8-5.9

TSN = Tooth shape TSN




## Materials Overview



- Case-hardening components

# MARADUR<sup>®</sup>

The Low-Cost Entry Into the WIKUS Carbide World for Solid Materials and Thick-Walled Pipes



Product level 1

Hook tooth

Solid materials

Band thickness 27 x 0.90 - 80 x 1.60 mm

Band thickness 1-1/16 x 0.035 – 3-1/8 x 0.063  
Inch

## Product Information

### MARADUR<sup>®</sup> – The Low-Cost Entry Into the WIKUS Carbide World for Solid Materials and Thick-Walled Pipes

Discover MARADUR<sup>®</sup> – the new, versatile carbide band saw blade for entry into the world of WIKUS carbide

MARADUR<sup>®</sup> features impressive flexibility in the cutting of structural, tool, and tempering steels and is suitable for machining both solid materials and thick-walled pipes.

Thanks to cutting-edge production techniques, MARADUR<sup>®</sup> has many advantages:

- **No investment costs for your machinery:** Can also be used on machines without carbide package and with low motor power.
- **High-precision set toothing:** Ensures clean and precise cuts.
- **Innovative, precision-ground cutting geometry:** For high cutting performance.

Its specially set saw teeth make MARADUR<sup>®</sup> suitable for use on almost all machines, allowing even custo-

mers who have previously used bimetal band saw blades to benefit from the advantages of carbide band saw blades at an attractive price.

With MARADUR<sup>®</sup> you benefit from constant high tool quality “Made in Germany,” which ensures safety in the sawing process – and at a fair price.

### Areas of Application

#### Areas of Application

#### Applications:

- Solid materials and thick-walled tubes
- Construction, tool, and tempering steel

#### Advantages:

- Higher performance than a bimetal band saw blade, thereby making it the ideal entry-level product in the carbide portfolio
- Flexible use and long blade-life on different steels
- Low vibration and smooth running
- Resistant carbide and therefore robust cutting edges that can also withstand higher forces
- Less set-up time thanks to longer blade-life and higher durability than classic bimetal products

#### Features

- Carbide with set tooth geometry for use on almost all machines – even without carbide package
- Innovative precision-ground cutting geometry
- Positive rake angle to reduce cutting forces

## Technical Data

Dimensions		Tooth pitch in tpi				
Width x thickness						
mm	Inch	2.5 - 3.4	1.8 - 2.5	1.4 - 1.8	1 - 1.4	0.7 - 1
27 x 0.90	1-1/16 x 0.035	K	K			
34 x 1.10	1-3/8 x 0.042	K	K			
41 x 1.30	1-5/8 x 0.050	K	K	K		
54 x 1.60	2-1/8 x 0.063		K	K	K	
67 x 1.60	2-5/8 x 0.063			K	K	K
80 x 1.60	3-1/8 x 0.063				K	K
<b>Contact length</b>	<b>[mm]</b>	80-170	150-300	250-550	500-1000	700-1400
	<b>[Inch]</b>	3.1-6.7	5.9-11.8	9.8-21.6	19.7-39.4	27.6-55.1

K = claw tooth

Also available with a wide set width for an additional charge

## Materials Overview



- Case-hardening steels, spring steels and ball-bearing steels
- Rust-proof and acid-resistant steels (ferretic)
- Nitrided steel, high-speed steel and tool steel
- Construction, deep-drawn and machining steels
- Carbon steels, and quenched and tempered steels
- Tempered steels (over 1000 N/mm<sup>2</sup> / 32 HRC)
- Rust-proof and acid-resistant steels (austenitic)
- Cast iron

# FUTURA® VA

Top performer for hard-to-cut materials



Product level 3

Trapezoid tooth

Solid materials

Band width 34 x 1.1 - 67 x 1.6mm

Band width 1-3/8 x 0.042 - 2-5/8 x 0.063 Inch

## Product Information

### Optimized performance: FUTURA® VA—the new generation for stainless steels, titanium, and titanium alloys

Discover FUTURA® VA—the enhanced version of our proven bestseller!

FUTURA® VA sets new standards in the machining of stainless steels, titanium, and titanium alloys—perfectly optimized for the demands of these challenging materials.

With precise innovations in tooth geometry and carbide composition, the re-engineered design delivers key benefits, including:

- **optimized service life:** up to 20 %, which has been confirmed in numerous cutting tests
- **cost reduction:** through an optimized surface and less post-processing

FUTURA® VA delivers unmatched precision, durability, and efficiency, especially for high-performance mate-

rials, and has been engineered to exceed expectations and deliver superior results.

### Application Range

#### Applications

- All rust- and acid-resistant steels, titanium and titanium alloys
- Serial sections

#### Advantages

- Optimal chip formation and perfect surface quality
- Good cutting performance for reduced cutting time
- Good blade-life reduces setup and downtime

#### Features

- Tooth edges made of specific carbide
- Ground trapezoid tooth with extra positive rake angle
- Optimal chip division for tough and high-strength materials

## Technical Data

Dimensions		Tooth pitch in tpi				
Width x thickness						
mm	Inch	3 - 4	2 - 3	1.4 - 2	1 - 1.4	0.85 - 1.15
34 x 1.10	1-3/8 x 0.042	T	T			
41 x 1.30	1-5/8 x 0.050	T	T	T		
54 x 1.30	2-1/8 x 0.050	T	T	T		
54 x 1.60	2-1/8 x 0.063		T	T		
67 x 1.60	2-5/8 x 0.063			T	T	T
<b>Contact length</b>	<b>[mm]</b>	80-170	150-300	290-550	500-800	700-1200
	<b>[Inch]</b>	3.1-6.7	5.9-11.8	11.4-21.6	19.7-31.5	27.6-47.2

T = Trapezoid tooth

## Materials Overview



- Rust-proof and acid-resistant steels (ferretic)
- Titanium / titanium alloys
- Tempered steels (over 1000 N/mm<sup>2</sup> / 32 HRC)
- Rust-proof and acid-resistant steels (austenitic)
- Aluminium bronzes



# FUTURA<sup>®</sup> PREMIUM VA

Top performer with hard coating for hard-to-cut materials



Product level 3

Trapezoid tooth

Solid materials

Band width 41 x 1.3 - 80 x 1.6mm

Band width 1-5/8 x 0.050 - 3-1/8 x 0.063 Inch

## Product Information



**Optimized performance: the powerful  
bestseller with hard coating for hard-to-cut  
materials**

### Applications

- All rust- and acid-resistant steels, titanium and titanium alloys
- Serial sections

### Advantages

- Outstanding cutting performance to bridge bottlenecks
- Guarantee for cutting larger stainless steel cross-sections
- Smooth and low vibration running

### Features

- Special hard material coating for cutting stainless steels
- Extra back edge coating for lower friction

## Technical Data

Dimensions		Tooth pitch in tpi				
Width x thickness						
mm	Inch	3 - 4	2 - 3	1.4 - 2	1 - 1.4	0.85 - 1.15
41 x 1.30	1-5/8 x 0.050	T	T	T		
54 x 1.60	2-1/8 x 0.063		T	T		
67 x 1.60	2-5/8 x 0.063			T		
80 x 1.60	3-1/8 x 0.063				T	T
<b>Contact length</b>	<b>[mm]</b>	80-170	150-300	290-550	500-1000	700-1400
	<b>[Inch]</b>	3.1-6.7	5.9-11.8	11.4-21.6	19.7-39.4	27.6-55.1

T = Trapezoid tooth


## Materials Overview



- Rust-proof and acid-resistant steels (ferretic)
- Titanium / titanium alloys
- Tempered steels (over 1000 N/mm<sup>2</sup> / 32 HRC)
- Rust-proof and acid-resistant steels (austenitic)
- Aluminium bronzes

# CUBOGRIT<sup>®</sup> S

The segmented CBN- coated band saw blade



Product level 2

Band width 10 x 0.5 - 100 x 1.1mm

Band width 3/8 x 0.020 - 4 x 0.042 Inch

Workpiece dimension medium

Segmented CBN-coating

## Product Information

### The segmented CBN-coated band saw blade

#### Application

- Hardened high speed steel (HSS), case-hardening steels
- High-alloy tool steels > 55 HRC
- Iron-based powder coatings, chilled casting, stellite
- Medium workpiece dimensions

#### Advantages

- High cutting performance
- Individual design of the coating geometry
- Low reworking due to very to good cutting surfaces

#### Features

- Segmented CBN-coating at the band edge
- Backing material made of alloyed tempering steel

CUBOGRIT<sup>®</sup> S is also available with a carrier band made of corrosion-resistant special steel as **CUBOGRIT<sup>®</sup> S VA**.

This execution offers the following advantages:

- Cooling with pure water
- No corrosion of backing material during longer downtime

In order to achieve an optimal and efficient result for your sawing applications, we will be gladly prepared to advise you on the possible combinations regarding the grain sizes, band saw blade dimensions as well as operating and basic conditions of CUBOGRIT<sup>®</sup>. Our experts of the technical customer care will gladly get in contact with you.

Machine requirements:

- Cutting speed higher than 1200 m/min
- High machine stability
- High torque of the drive engine

## Technical Data (1/2)

Dimensions	
Width x thickness	
mm	Inch
10 x 0.50	3/8 x 0.020
13 x 0.65	1/2 x 0.025
16 x 0.50	5/8 x 0.020
20 x 0.50	3/4 x 0.020
20 x 0.80	3/4 x 0.032
27 x 0.50	1-1/16 x 0.020
27 x 0.70	1-1/16 x 0.028
27 x 0.90	1-1/16 x 0.035
34 x 1.10	1-3/8 x 0.042
41 x 0.50	1-5/8 x 0.020
41 x 0.80	1-5/8 x 0.032
41 x 1.30	1-5/8 x 0.050
50 x 0.90	2 x 0.035
67 x 0.70	2-5/8 x 0.028
80 x 0.90	3-1/8 x 0.035
80 x 1.10	3-1/8 x 0.042

Grain sizes: B91, B126, B252, B602

Alternative grain sizes and band dimensions upon request

## Technical Data (2/2)

Dimensions	
Width x thickness	
mm	Inch
100 x 0.90	4 x 0.035
100 x 1.10	4 x 0.042

Grain sizes: B91, B126, B252, B602

Alternative grain sizes and band dimensions upon request

## Materials Overview



- Hardened high speed steel (HSS), Case-hardening steels
- High-alloy tool steels > 55 HRC
- Iron-based powder coatings, chilled casting, stellite

# CUBOGRIT® U

The CBN-coated band saw blade with tothing



Product level 2

Band width 10 x 0.5 - 100 x 1.1mm

Band width 3/8 x 0.020 - 4 x 0.042 Inch

Workpiece dimension large

Intermittent CBN-coating

## Product Information



### The CBN-coated band saw blade with tothing

#### Application

- Hardened high speed steel (HSS), case-hardening steels
- High-alloy tool steels > 55 HRC
- Iron-based powder coatings, chilled casting, stellite
- Large workpiece dimensions

#### Advantages

- Large chip space for material abrasion
- Individual design of the segment geometry (special tooth)
- Short cutting time due to high cutting performance

#### Features

- Raised segments with CBN-coating with variable pitch
- Backing material made of alloyed tempering steel

CUBOGRIT® U is also available with a carrier band made of corrosion-resistant special steel as **CUBOGRIT® U VA**. This execution offers the following advantages:

- Cooling with pure water
- No corrosion of backing material during longer downtime

In order to achieve an optimal and efficient result for your sawing applications, we will be gladly prepared to advise you on the possible combinations regarding the grain sizes, band saw blade dimensions as well as operating and basic conditions of CUBOGRIT®. Our experts of the technical customer care will gladly get in contact with you.

Machine requirements:

- Cutting speed higher than 1200 m/min
- High machine stability
- High torque of the drive engine



## Technical Data (1/2)

Dimensions		Tooth pitch in tpi				
Width x thickness		variable			constant	
mm	Inch	30 - 30	20 - 20	12 - 12	8	6
10 x 0.50	3/8 x 0.020					T
13 x 0.50	1/2 x 0.020				T	
13 x 0.65	1/2 x 0.025				T	
16 x 0.50	5/8 x 0.020				T	
20 x 0.80	3/4 x 0.032				T	
27 x 0.50	1-1/16 x 0.020			T		
27 x 0.70	1-1/16 x 0.028	T		T		
27 x 0.90	1-1/16 x 0.035			T		
34 x 1.10	1-3/8 x 0.042		T			
41 x 0.50	1-5/8 x 0.020		T			
41 x 0.80	1-5/8 x 0.032		T			
41 x 1.30	1-5/8 x 0.050		T			
50 x 0.90	2 x 0.035		T			
54 x 1.10	2-1/8 x 0.042		T			
67 x 1.60	2-5/8 x 0.063	T				
80 x 1.10	3-1/8 x 0.042			T		

Grain sizes: B91, B126, B252, B602

Alternative grain sizes and band dimensions upon request

## Technical Data (2/2)

Dimensions		Tooth pitch in tpi				
Width x thickness		variable			constant	
mm	Inch	30 - 30	20 - 20	12 - 12	8	6
100 x 0.90	4 x 0.035			T		
100 x 1.10	4 x 0.042	T		T		

Grain sizes: B91, B126, B252, B602

Alternative grain sizes and band dimensions upon request


## Materials Overview



- Hardened high speed steel (HSS), Case-hardening steels
- High-alloy tool steels > 55 HRC
- Iron-based powder coatings, chilled casting, stellite

# DIAGRIT<sup>®</sup> K

The continuously diamond coated band saw blade



Product level 2

Band width 10 x 0.5 - 100 x 1.1mm

Band width 3/8 x 0.020 - 4 x 0.042 Inch

Workpiece dimension small

Continuous diamond coating

## Product Information

### The continuously diamond coated band saw blade

#### Application

- Glass, graphite, high-fired graphite, ceramic, silicon
- Concrete materials, carbon fibre reinforced plastic, sintered materials, virgin stone
- Small workpiece dimensions

#### Advantages

- No chipping on the contour edges
- Low finishing due to very good cutting surfaces

#### Features

- Continuous diamond coating on the band edge
- Backing material made of alloyed tempering steel

## Technical Data (1/2)

Dimensions	
Width x thickness	
mm	Inch
10 x 0.50	3/8 x 0.020
13 x 0.50	1/2 x 0.020
13 x 0.65	1/2 x 0.025
16 x 0.50	5/8 x 0.020
20 x 0.50	3/4 x 0.020
20 x 0.80	3/4 x 0.032
27 x 0.50	1-1/16 x 0.020
27 x 0.70	1-1/16 x 0.028
27 x 0.90	1-1/16 x 0.035
34 x 1.10	1-3/8 x 0.042
41 x 0.50	1-5/8 x 0.020
41 x 0.80	1-5/8 x 0.032
41 x 1.30	1-5/8 x 0.050
50 x 0.90	2 x 0.035
54 x 1.10	2-1/8 x 0.042
67 x 0.70	2-5/8 x 0.028

Grain sizes: D64, D91, D126, D151, D181, D252, D301, D356, D426, D501, D601, D711

Alternative band dimensions upon request

## Technical Data (2/2)

Dimensions	
Width x thickness	
mm	Inch
80 x 0.90	3-1/8 x 0.035
80 x 1.10	3-1/8 x 0.042
100 x 0.90	4 x 0.035
100 x 1.10	4 x 0.042

Grain sizes: D64, D91, D126, D151, D181, D252, D301, D356, D426, D501, D601, D711

Alternative band dimensions upon request

## Materials Overview



- Silicon, glass, natural stone

# DIAGRIT<sup>®</sup> S

The segmented diamond coated band saw blade



Product level 2

Band width 10 x 0.5 - 100 x 1.1mm

Band width 3/8 x 0.020 - 4 x 0.042 Inch

Workpiece dimension medium

Segmented diamond coating

## Product Information



### The segmented diamond coated band saw blade

#### Application

- Glass, graphite, high-fired graphite, ceramic, silicon
- Concrete materials, carbon fibre reinforced plastic, sintered materials, virgin stone
- Medium workpiece dimensions

#### Advantages

- Higher cutting rate
- Individual coating geometry
- Low finishing thanks to good cutting surfaces

#### Features

- Segmented diamond coating on the band edge
- Backing material made of alloyed tempering steel



## Technical Data (1/2)

Dimensions	
Width x thickness	
mm	Inch
10 x 0.50	3/8 x 0.020
13 x 0.65	1/2 x 0.025
16 x 0.50	5/8 x 0.020
20 x 0.50	3/4 x 0.020
20 x 0.80	3/4 x 0.032
27 x 0.50	1-1/16 x 0.020
27 x 0.70	1-1/16 x 0.028
27 x 0.90	1-1/16 x 0.035
34 x 1.10	1-3/8 x 0.042
41 x 0.50	1-5/8 x 0.020
41 x 0.80	1-5/8 x 0.032
41 x 1.30	1-5/8 x 0.050
50 x 0.90	2 x 0.035
67 x 0.70	2-5/8 x 0.028
80 x 0.90	3-1/8 x 0.035
80 x 1.10	3-1/8 x 0.042

Grain sizes: D64, D91, D126, D151, D181, D252, D301, D356, D426, D501, D601, D711

Alternative band dimensions upon request

## Technical Data (2/2)

Dimensions	
Width x thickness	
mm	Inch
100 x 0.90	4 x 0.035
100 x 1.10	4 x 0.042

Grain sizes: D64, D91, D126, D151, D181, D252, D301, D356, D426, D501, D601, D711

Alternative band dimensions upon request


## Materials Overview



- Silicon, glass, natural stone

# DIAGRIT<sup>®</sup> U

The toothed diamond coated band saw blade



Product level 2

Band width 10 x 0.5 - 100 x 1.1mm

Band width 3/8 x 0.020 - 4 x 0.042 Inch

Workpiece dimension large

Intermittent diamond coating

## Product Information



### The toothed diamond coated band saw blade

#### Application

- Glass, graphite, high-fired graphite, ceramic, silicon
- Concrete materials, carbon fibre reinforced plastic, sintered materials, virgin stone
- Large workpiece dimensions

#### Advantages

- Large gullet for material chipping
- Individual segment geometry (special tooth)
- Short cutting time due to excellent cutting rate

#### Features

- Protruding segments with diamond coating in different distances
- Backing material made of alloyed tempering steel

## Technical Data (1/2)

Dimensions		Tooth pitch in tpi				
Width x thickness		variable			constant	
mm	Inch	30 - 30	20 - 20	12 - 12	8	6
10 x 0.50	3/8 x 0.020					x
13 x 0.50	1/2 x 0.020				x	
13 x 0.65	1/2 x 0.025				x	
16 x 0.50	5/8 x 0.020				x	
20 x 0.80	3/4 x 0.032				x	
27 x 0.50	1-1/16 x 0.020			x		
27 x 0.70	1-1/16 x 0.028	x		x		
27 x 0.90	1-1/16 x 0.035			x		
34 x 1.10	1-3/8 x 0.042		x			
41 x 0.50	1-5/8 x 0.020		x			
41 x 0.80	1-5/8 x 0.032		x			
41 x 1.30	1-5/8 x 0.050		x			
50 x 0.90	2 x 0.035		x			
54 x 1.10	2-1/8 x 0.042		x			
67 x 1.60	2-5/8 x 0.063	x				
80 x 1.10	3-1/8 x 0.042			x		

Grain sizes: D64, D91, D126, D151, D181, D252, D301, D356, D426, D501, D601, D711

Alternative band dimensions upon request

## Technical Data (2/2)

Dimensions		Tooth pitch in tpi				
Width x thickness		variable			constant	
mm	Inch	30 - 30	20 - 20	12 - 12	8	6
100 x 0.90	4 x 0.035			x		
100 x 1.10	4 x 0.042	x		x		

Grain sizes: D64, D91, D126, D151, D181, D252, D301, D356, D426, D501, D601, D711

Alternative band dimensions upon request


## Materials Overview



- Silicon, glass, natural stone

# DIAGRIT<sup>®</sup> K VA

The continuously diamond coated band saw blade with stainless backing material



Product level 2

Band width 13 x 0.5 - 100 x 1.1mm

Band width 1/2 x 0.020 - 4 x 0.042 Inch

Workpiece dimension small

Continuous diamond coating

## Product Information

---

### The continuously diamond coated band saw blade with stainless backing material

#### Application

- Glass, graphite, high-fired graphite, ceramic, silicon
- Concrete materials, carbon fibre reinforced plastic, sintered materials, virgin stone
- Small workpiece dimensions

#### Advantages

- Oil-free cooling lubricant usable
- No corrosion of backing material during longer downtime
- No chipping on the contour edges
- Low finishing thanks to very good cutting surfaces

#### Features

- Continuous diamond coating on the band edge
- Backing material made of stainless special steel



## Technical Data

Dimensions	
Width x thickness	
mm	Inch
13 x 0.50	1/2 x 0.020
20 x 0.50	3/4 x 0.020
20 x 0.80	3/4 x 0.032
27 x 0.50	1-1/16 x 0.020
41 x 0.50	1-5/8 x 0.020
41 x 0.80	1-5/3 x 0.032
54 x 0.50	2-1/8 x 0.020
60 x 0.50	2-1/3 x 0.020
80 x 1.10	3-1/8 x 0.042
100 x 1.10	4 x 0.042

Grain sizes: D64, D91, D126, D151, D181, D252, D301, D356, D426, D501, D601, D711

Alternative band dimensions upon request

## Materials Overview



- Silicon, glass, natural stone

# DIAGRIT<sup>®</sup> S VA

The segmented diamond coated band saw blade with stainless backing material



Product level 2

Band width 13 x 0.5 - 100 x 1.1mm

Band width 1/2 x 0.020 - 4 x 0.042 Inch

Workpiece dimension medium

Segmented diamond coating

## Product Information



### The segmented diamond coated band saw blade with stainless backing material

#### Application

- Glass, graphite, high-fired graphite, ceramic, silicon
- Concrete materials, carbon fibre reinforced plastic, sintered materials, virgin stone
- Medium workpiece dimensions

#### Advantages

- Oil-free cooling lubricant usable
- No corrosion of backing material during longer downtime
- Higher cutting rate
- Individual coating geometry

#### Features

- Segmented diamond coating on the band edge
- Backing material made of stainless special steel

## Technical Data

Dimensions	
Width x thickness	
mm	Inch
13 x 0.50	1/2 x 0.020
20 x 0.50	3/4 x 0.020
27 x 0.50	1-1/16 x 0.020
41 x 0.50	1-5/8 x 0.020
41 x 0.80	1-5/8 x 0.032
60 x 0.50	2-1/3 x 0.020
80 x 1.10	3-1/8 x 0.042
100 x 1.10	4 x 0.042

Grain sizes: D64, D91, D126, D151, D181, D252, D301, D356, D426, D501, D601, D711

Alternative band dimensions upon request

## Materials Overview



- Silicon, glass, natural stone

# DIAGRIT<sup>®</sup> U VA

The toothed diamond coated band saw blade with stainless backing material



Product level 2

Band width 20 x 0.5 - 100 x 1.1mm

Band width 3/4 x 0.020 - 4 x 0.042 Inch

Workpiece dimension large

Intermittent diamond coating

## Product Information



### The toothed diamond coated band saw blade with stainless backing material

#### Application

- Large workpiece dimensions
- Concrete materials, carbon fibre reinforced plastic, sintered materials, virgin stone
- Glass, graphite, high-fired graphite, ceramic, silicon

#### Advantages

- Oil-free cooling lubricant usable
- No corrosion of backing material during longer downtime
- Large gullet for material chipping
- Short cutting time due to excellent cutting rate

#### Features

- Protruding segments with diamond coating in different distances
- Backing material made of stainless special steel

## Technical Data

Dimensions		Tooth pitch in tpi			
Width x thickness		variable			constant
mm	Inch	30 - 30	20 - 20	12 - 12	8
20 x 0.50	3/4 x 0.020				x
41 x 0.50	1-5/8 x 0.020		x		
41 x 0.80	1-5/8 x 0.032		x		
80 x 1.10	3-1/8 x 0.042	x		x	
100 x 1.10	4 x 0.042	x		x	

Grain sizes: D64, D91, D126, D151, D181, D252, D301, D356, D426, D501, D601, D711

Alternative band dimensions upon request

## Materials Overview



- Silicon, glass, natural stone



# TCGRIT<sup>®</sup> K

The carbide coated saw band with continuous coating



Product Level 2

Solid materials and profiles

Band width 6 x 0.5 - 32 x 1.1mm

Band width 1/4 x 0.020 - 1-1/4 x 0.042 Inch

Workpiece dimension small

## Product Information

---

### The carbide coated saw band with continuous coating

#### Application:

- Cables and wires, composite materials, metal flex hoses
- Glass fibre and carbon fibre reinforced plastics (GRP / CRP)
- Small workpiece dimensions

#### Advantages:

- Long life due to high wear resistance
- Low rework due to high surface quality

#### Features:

- Continuously carbide coated
- Extremely durable band edge, suitable for wet and dry cutting

## Technical Data

Dimensions		Grain sizes		
Width x thickness				
mm	Inch	181	301	525
6 x 0.50	1/4 x 0.020		X	
10 x 0.65	3/8 x 0.025		X	
13 x 0.50	1/2 x 0.020		X	
13 x 0.65	1/2 x 0.250	X	X	
20 x 0.80	3/4 x 0.032		X	
25 x 0.90	1-1/16 x 0.035			X
32 x 1.10	1-1/4 x 0.042			X

## Materials Overview



- Silicon, glass, natural stone
- Glass fibre
- Cables and wires
- Metal flex hoses

# TCGRIT<sup>®</sup> U

The carbide coated saw band with discontinuous coating



Product Level 2

Solid materials and profiles

Band width 10 x 0.65 - 38 x 1.1mm

Band width 3/8 x 0.025 - 1-1/2 x 0.042 Inch

Workpiece dimension large

## Product Information



### The carbide coated saw band with discontinuous coating

#### Application:

- Glass fibre and carbon fibre reinforced plastics (GRP / CRP)
- Abrasive construction materials, case-hardened steel, two-wheeler and car tyre
- Larger workpiece dimensions

#### Advantages:

- Long life due to high wear resistance
- Low rework due to high surface quality

#### Features:

- Discontinuous carbide coating
- Extremely durable band edge, suitable for wet and dry cutting

## Technical Data

Dimensions		Grain sizes		
Width x thickness				
mm	Inch	301	356	525
10 x 0.65	3/8 x 0.025	X		
13 x 0.65	1/2 x 0.025	X		
20 x 0.80	3/4 x 0.320	X		
25 x 0.90	1 x 0.035		X	X
32 x 1.10	1-1/4 x 0.042			X
38 x 1.10	1-1/2 x 0.042			X


## Materials Overview



- Silicon, glass, natural stone
- Glass fibre
- Cables and wires
- Metal flex hoses

# CUBOGRIT® K

The continuously CBN-coated band saw blade



Product level 2

Band width 10 x 0.5 - 100 x 1.1mm

Band width 3/8 x 0.020 - 4 x 0.042 Inch

Workpiece dimension small

Continuous CBN-coating

## Product Information



### The CBN-coated band saw blade

WIKUS expands its portfolio of the coated band saw blades by the new product CUBOGRIT® which uses cubic boron nitride (CBN) as cutting material. Cubic boron nitride is the second hardest material known. Besides a high hardness and strength, also thermal and chemical resistance are its properties. Due to these properties, CUBOGRIT® band saw blades are ideal for the reliable processing of hardened ferrous materials and hard alloys as well as for hard alloys produced in 3D-print. From now on, even the hardest alloys up to 70 HRC can be cut economically with CUBOGRIT®.

### Application

- hardened high speed steel (HSS), case-hardened steels
- high-alloy tool steels > 55 HRC
- iron-based powder coatings, chilled casting, stellite
- small workpiece dimensions

### Advantages

- no chipping at the edge of the contours
- low reworking due to very good cutting surfaces

### Features

- complete CBN-coating at the band edge
- backing material made of alloyed tempering steel

CUBOGRIT® K is also available with a backing material made of corrosion-resistant special steel as **CUBOGRIT® K VA**.

### This execution offers the following advantages:

- cooling with pure water
- no corrosion of backing material during longer downtime

**Machine requirements:**

- cutting speed higher than 1200 m/min
- high machine stability
- high torque of the drive engine



## Technical Data (1/2)

Dimensions	
Width x thickness	
mm	Inch
10 x 0.50	3/8 x 0.020
13 x 0.50	1/2 x 0.020
13 x 0.65	1/2 x 0.025
16 x 0.50	5/8 x 0.020
20 x 0.50	3/4 x 0.020
20 x 0.80	3/4 x 0.032
27 x 0.50	1-1/16 x 0.020
27 x 0.70	1-1/16 x 0.028
27 x 0.90	1-1/16 x 0.035
34 x 1.10	1-3/8 x 0.042
41 x 0.50	1-5/8 x 0.020
41 x 0.80	1-5/8 x 0.032
41 x 1.30	1-5/8 x 0.050
50 x 0.90	2 x 0.035
54 x 1.10	2-1/8 x 0.042
67 x 0.70	2-5/8 x 0.028

Grain sizes: B91, B126, B252, B602

Alternative band grain sizes and dimensions upon request

## Technical Data (2/2)

Dimensions	
Width x thickness	
mm	Inch
80 x 0.90	3-1/8 x 0.035
80 x 1.10	3-1/8 x 0.042
100 x 0.90	4 x 0.035
100 x 1.10	4 x 0.042

Grain sizes: B91, B126, B252, B602

Alternative band grain sizes and dimensions upon request

## Materials Overview



- Hardened high speed steel (HSS), Case-hardening steels
- High-alloy tool steels > 55 HRC
- Iron-based powder coatings, chilled casting, stellite



**WIKUS-Sägenfabrik  
Wilhelm H. Kullmann GmbH & Co. KG**

Melsunger Str. 30  
34286 Spangenberg, germany

Tel.: +49 5663 500-0

[www.wikus.de](http://www.wikus.de)  
[info@wikus.de](mailto:info@wikus.de)



© WIKUS-Sägenfabrik.

All rights reserved. Not to be reproduced in part or in whole. No responsibility is taken for the accuracy of this information. Despite the fact that WIKUS takes great care in assembling and constantly reviewing its data, the company assumes no liability or guarantees for the completeness, correctness or up to dated ness of the information provided. Pictures may differ from the original. The product range may change after the brochure has been printed. The trademarks designated with the "®" are registered trademarks by WIKUS-Sägenfabrik Wilhelm H. Kullmann GmbH & Co. KG unless otherwise indicated. These trademarks are protected in Germany, the European Union and many other countries worldwide. Printed in Germany, 2025-10-12



Innovative precision tools designed  
and manufactured in Spangenberg,  
Germany